



| | | | |
|--|--|---|---|
|  | सामग्री प्रबंधन अनुभाग भारतीय प्रौद्योगिकी संस्थान, रुड़की रुड़की-247667, हरिद्वार, उत्तराखण्ड, भारत Phone-(O) 01332-28-4293, 4693 E-mail: mmiitr@iitr.ac.in | Material Management Section Indian Institute of Technology Roorkee-247667(Haridwar) (Uttarakhand) (India) Phone-(O) 01332-28-4293, 4693 E-mail: mmiitr@iitr.ac.in |  |
| | GSTIN-05AAALI0033R422 | E-mail: mmiitr@iitr.ac.in | |
| | PAN-AAALI0033R | | |

निविदा प्रलेख / Tender Document

No. 2025260026/MM-5/IITR/2025-26/Supply & Installation of /E&W/34

Date of Uploading of Tender -<https://eprocure.gov.in/eprocure/app>

14-May-2025

Bids under two bid systems (Technical and Commercial) are invited Online at CPP Portal (<https://eprocure.gov.in/eprocure/app>) from the reputed manufacturer/authorized supplier/dealer for the following items. **Manual bids will not be accepted.**

वस्तु की तकनीकी विशिष्टताएँ / Technical Specifications of item:

| Sr. No | Name of item / Specifications | QTY | UOM |
|--|--|--------------------------|--------------|
| 1 | Supply & Installation of Furniture Items for Offices & Departments at IIT Roorkee, Uttarakhand | Please refer Annexure-IV | |
| (For Detailed Technical Specification Plz refer Annexure-IV) | | | |
| नोट-1: कृपया वस्तु का मूल्य एवं कर अलग-अलग दर्शाए। | | | |
| Note-1: Please quote the Rate & Taxes of the item separately. | | | |
| Note-2: E-way bill is to be issued by the Venders/Transporter | | | |
| Note-3: The HSN / SAC Code of the item must be mentioned. | | | |
| For Reasonability of Rates, The firm must enclose the last two supply orders for the same item with Financial Bid (Annexure-III) only. | | | |
| Critical Date Sheet | | | |
| 1 | Published Date | 14-May-2025 | (17:00) |
| 2 | Bid Document Download / Sale Start Date | 14-May-2025 | (17:30) |
| 3 | Seek Clarification Start Date | 14-May-2025 | (18:00) |
| 4 | Seek Clarification End Date | 20-May-2025 | (16:00) |
| 5 | Pre Bid Meeting Date | Not Required | Not Required |
| 6 | Bid Submission Start Date | 22-May-2025 | (15:00) |
| 7 | Bid Submission End Date | 4-Jun-2025 | (15:00) |
| 8 | Bid Opening Date | 4-Jun-2025 | (15:30) |

Chapter-1 : Instruction to bidders

- A. The Tender should be enclosed with proper certifications like Agency Certification, Authorization certificate and/or Proprietary Certificate, as the case may be, in support of your offer.
- B. बोली का जमा किया जाना / **Submission of Bids:**
The bids should be submitted online in two parts –
 - (i) The Technical Bid (Annexure-I, II & IV) with Tender Fee & EMD and Tender Acceptance Letter
 - (ii) The Financial Bid (Annexure-III, H) & Price Bid in .XLS format**Rates in .xls format will only be considered for Financial evaluation & further processing.**

- 2 The bids should be on official pad preferably with GST Number of the firm
- 3 The quotations should bear full details and where possible may be duly supported with catalogues, pamphlets, literature, samples of the item/items as the case may be for comparing the quality and rates of the item(s).
- 4 The transportation cost, insurance charge etc., if any, percentage/ rate of GST or all other taxes and duties should be clearly mentioned.
- 5 The bids / rates / tenders should remain valid for a minimum period of 90 days from the date of financial opening.
- 6 The rates shall not be subject to escalation of any nature.
- 7 The rates quoted should be applicable to educational institutions and any cost advantage received in lieu thereof should be passed on the Institution.
- 8 While quoting / sending rates, the firm shall give an undertaking as per Annexure-II.

C. विधि निक्षेप/ Earnest Money Deposit (EMD) and Tender Fee:

The Technical Bid should accompany the Tender Fee of value Rs. 1180/- (1000/- Tender fee + 180/- GST) and EMD of value Rs. 9,80,000/- (Rupees Nine Lac Eighty Thousand only) which should be deposited online into below mentioned account.

Details of IIT Roorkee Bank Account:

Account Name: NON MHRD GOVERNMENT FUND IIT ROORKEE

Account No.: 00000032685865515

Bank Name: STATE BANK OF INDIA

Branch Address: IIT ROORKEE, ROORKEE

IFSC Code: SBIN0001069

MICR: 247002094

The Bidder will have to fill Tender Fee and EMD details & provide the tender reference number in the narration/remarks while doing the payment as per quoted items and share the receipt of the same in pdf on CPP Portal

(<https://eprocure.gov.in/eprocure/app>). The qualification in Technical bid will be subject to the submission of Tender Fee and EMD in above mentioned account within schedule date and time as mentioned in the NIT. IITR shall not be responsible for any delay in submission of EMD.

In case the Tender Fee and EMD is not received in above mentioned account within the aforesaid period, the bid will be out rightly rejected.

Exemption on submission of Tender Fee and EMD will be given against valid MSME/NSIC certificate under goods (manufacturing) category.

The earnest money shall be refunded to all the unsuccessful firms, without any interest after finalization of the contract. EMD shall be refunded to the successful firms on receipt of PBG/Security Deposit. No interest is payable on the EMD to either the successful firms or the unsuccessful firms.

D. निष्पादन बैंक प्रत्याभूति/ Performance Bank Guarantee (PBG):

In case the total order value of items becomes Rs.25.00 Lakhs or above, 5% of the total order value in the form of Bank Guarantee or FDR pledged in favor of "The Registrar, IIT Roorkee" is required at the time of installation of the equipment which should remain valid at least during the warranty period plus sixty days. No interest shall be claimed by the bidder on the PBG submitted.

E. बोलियो का खोला जाना/ Opening of Bids:

- 1 The Technical Bids will be opened online at CPPP Portal (<https://eprocure.gov.in/eprocure/app>)-**Plz refer Critical Date Sheet**
- 2 The Financial bids of only the Technically Qualified bidders will be opened. The date and time for opening the Financial Bid will be communicated to the respective firm later by the system (CPP Portal (<https://eprocure.gov.in/eprocure/app>))
- 3 Representatives of the firms(s) may be present at the time of openings, if they so desire.

Chapter-2 : Conditions of Contract

F. ठेका देना/ Award of Contract:

The final selection of the bidder for the award of the contract will be made on the basis of the lowest commercial bid amongst the Technically Qualified Bidders.

Prices of optional item will not be considered to identify lowest price bid.

G. पूर्व-आपूर्ति निरीक्षण/ Pre-supply Inspection:

Authorized representative of the Institute shall make the final inspection before supply of the item at site of the firm, if required.

- H.** वस्तु की आपूर्ति / Supply of Item:
The whole supply as per order shall have to be completed within the time mentioned in the order failing which the I.I.T. Roorkee shall have the right to accept or reject any quantity of items ordered. The firm will have to arrange for supply of the material in good condition.
- I.** भुगतान की शर्तें / **Payment Terms:**
- A.** **Payment in INR for supply of goods:**
Where installation is not required: 100% payment will be made after satisfactory delivery of material duly certified by the HOD/P.I.
OR
Where Installation is required :100% payment will be made after satisfactory delivery and installation of the material duly certified by the HOD/P.I.
OR
80% payment will be made on receipt and acceptance of goods and balance 20% on successful installation and commissioning duly certified by the HOD/P.I.
- B** **Payment in INR for AMC/Service:**
Quarterly/Halfyearly after satisfactory completion of work/service duly certified by the H.O.D./P.I.
- J.** **दंड/Penalty:**
A penalty of 0.5% of the total order value per week shall be levied for the delay subject to a maximum of 5% of the total order value.
In case of the non-supply of the item/service after the acceptance of the work/supply order, EMD & PBG (if submitted) will be forfeited by the Institute. Also, the firm will be debarred from any future bidding process of IIT Roorkee for a period of a minimum two year.
- K.** **अप्रत्याक्षित घटना/Force Majeure:**
For the purpose of and within the scope of contract by way of indication and not of limitation, the term "Force Majeure" shall mean acts of nature, strikes, Lockouts, or other industrial disturbances, act of public/enemy, wars, blockades, insurrection, riots, epidemics, landslides, earthquakes, storms lightening, flood, washouts, civil disturbances, explosion and any other similar even not within the control of either party on which by exercise of due care and diligence neither party is able to prevent or overcome.
- L.** **मध्यस्थता / Arbitration:**
If any dispute which may arise with respect to any term and condition or with respect to the interpretation of any term and condition of the Purchase Order/Work Order, which may be issued to the qualified and successful tenderer subsequently, the same shall be settled strictly in accordance with and in compliance of the Arbitration procedure which is mentioned descriptively in the Purchase Order/ Work Order.
- M.** **बोली अस्वीकृती के लिए मानदंड / Criteria for bid rejection:**
- 1 If technical bid found without the required undertaking (Annexure-II), EMD & Self Certificate (Annexure-IV)
 - 2 If it found at a later date that any information given in the bids is Incorrect/false then the bid is liable to be disqualified/rejected.
 - 3 Canvassing in any form will result to disqualification.
 - 4 If "extra, as actual" etc. are mentioned against any of the price components in the bid the bid will be rejected.
 - 5 If the firm quotes 'NIL' charges / consideration, the bid shall be treated as unresponsive and will not be considered.
 - 6 If financial bid is found along with technical bid in pdf on CPP Portal, then the bid shall be rejected outrightly.
 - 7 If any bidder submitting two/multiple bids for the same item of a tender, both/all the bids of that bidder will be outrightly rejected.

Chapter-3 : Schedules of requirements

- N.** **टिप्पणी / Note:**
- 1 If the supplier/firm is manufacturer/authorized dealer/sole distributor/of the item, the certificate to this effect should be attached.
 - 2 Please note that the firms must submit the compliance Statement in an organized and structured manner in respect of all the specifications as per Annexure-IV with the supporting catalogue/leaflet of the firm. Annexure-I, II, & Annexure-E have to be submitted with Technical Bid and Annexure-III & H with financial bid.
 - 3 It may also be noted that the tender bids received after the stipulated date & time or found incomplete and the tender bids containing false/incorrect information shall be summarily rejected. The Institute shall not entertain any communication in this regard, whatsoever.
 - 4 The firm is required to give its Bank Account details with IFSC for the purpose of making e-payment.
 - 5 The Indian Institute of Technology (IIT) Roorkee reserves the right to reject any quotation wholly or partly without assigning any reason.
 - 6 The quantity shown in the tender can be increased or decreased to any extent depending upon the actual requirement.

- 7 The decision of the institute in all matters relating to eligibility, acceptance, rejection of the bid will be final and binding on the applicants.
- 8 IIT Roorkee discourages High Sea Sale purchase. All tenders with High Sea Sale will be rejected.
- 9 The firms should clearly mention (in the financial bid) the Harmonized System of Classification (HS code) defined by the Central Custom and Excise Board (Govt. of India)- for the item(s) involving import.
- 10 **If the bid opening date happens to be a holiday, then the bid will be opened at 3.30PM of the next working day followed by the holiday.**
- 11 If an agent submits bid on behalf of the Principal/OEM, the same agent can not submit a bid on behalf of another Principal/OEM in the same tender for the same item/product.
- 12 Indian Agent should submit the certificate from the Foreign Principal that they are the Authorized & Registered Indian Agent.
- 13 The quantity shown against the item is approximate and may vary as per demand of the Institute at the time of placing order. Also, the final requirement of each line item will be decided by the Institute at the time of placing the PO.
- 14 **Any corrigendum/addendum/errata in respect of the Tender Notice/ Enquiry letter shall be made available CPP Portal (<https://eprocure.gov.in/eprocure/app>). Hence prospective bidders are advised to visit the CPP Portal (<https://eprocure.gov.in/eprocure/app>) regularly.**
- 15 Bidders shall be responsible for the correctness of the information provided in the enquiry letter/tender document. If it is found at a later date that any information given in the bid is Incorrect/false then the bid is liable to be disqualified/rejected.
- 16 Before submission of bids, bidders should read the complete enquiry letter/tender document carefully and ensure that the bidders fulfill the eligibility criteria.
- 17 In case the item/product is under rate contract with DGS&D or GeM, then Bidder should certify that the rate quoted is not over and above (higher side) the rates under RC with the DGS&D or GeM.
- 18 **In Item Wise BoQ .xls sheet, In column M, leave blank for the item/service not provided/quoted by you. If quoted 0 then it will be considered that the item/service will be provided free of cost.**
Or
In Item Rate BoQ .xls sheet, If quoted 0 for the items/services in column M then it will be considered that the items/services will be provided free of cost.
- 19 **The bidder must quote the applicable GST appropriately in the price bid format provided i.e BoQ in .xls format. In case column of GST left blank, quoted 0, or inappropriate, then total quoted amount shows in column BB would be final inclusive of GST & other charges. The difference in GST amount payable – if any will be borne by the bidder. In this case, the basic unit prices will be suitably adjusted by the bidder – if required.**
- 20 **Only 'Class-I local supplier' and 'Class-II local supplier', as defined in the Public Procurement (Preference to Make in India), Order 2017 shall be eligible to bid in tender. For more details please refer: Order No.: P-45021/2/2017-PP (BE-II), DPIIT, Ministry of Commerce and Industry issued Dated: 16th Sept. 2020.**
- Self-certificate has to be provided in this regard that the item offered meets the local content requirement for 'Class-I local supplier' & 'Class-II local supplier'. (As per Annexure-E)**
- 21 **The Institute reserves the right to rectify any discrepancy of this advertisement, if found later on. In case of any inadvertent mistake in the process which may be detected at any stage even after the issue of purchase order, the Institute reserves the right to modify/withdraw/cancel any communication made to the bidder.**

Chapter-4 : Specifications and allied Technical details

Plz. See Annexure- I, II, IV, E

Chapter-5 : Price Schedule (to be utilized by the bidders for quoting their prices online in .XLS format at CPPP Portal (<https://eprocure.gov.in/eprocure/app>))

Plz. See Annexure- III, H & Price Bid in .XLS Format

Chapter-6 : Contract Form

Purchase Order is used as Contract Form

Chapter-7 : Other Standard Forms, if any to be utilized by the purchaser and bidders

Tender Acceptance Letter

*उप कुलसचिव (सामग्री प्रबंधन)
Deputy Registrar (MM)

***Document Digitally Signed on <https://eprocure.gov.in/eprocure/app>**

For any Clarification regarding technical specifications of item Please Contact:

**Sh. Mayur Sharma,
Asst. Executive Engineer,
Institute Works Department,
IIT Roorkee**

**Institute Works
Department,
IIT Roorkee**

**Ph.-01332-28-4433
Email: mayur.mew2019@iitr.ac.in**

तकनीकी बोली

विस्तृत विवरण अनुपालन रिपोर्ट के साथ प्रस्तुत किया जाना है (अपने आधिकारिक लेटर हेड पर विक्रेता/फर्म द्वारा प्रस्तुत करने के लिए)

Detailed specification cum compliance report to be submitted with the Technical Bid
(to be submitted by the vendor/firm on its official letter head)

(For Detailed Technical Specification Plz refer Annexure-IV)

| Sr.No | Name & Required Specifications of Item(s) | Qty | UOM | Offered specifications of item(s) by the firm |
|-------|---|--------------------------|-----|---|
| 1 | Supply & Installation of Furniture Items for Offices & Departments at IIT Roorkee, Uttarakhand | Please refer Annexure-IV | | |
| | Firm's Profile : | | | |
| 1 | Manufacturer/Authorized Agent/Distributor/Dealer/Supplier(valid certificate must be attached) | | | |
| 2 | E-mail I.D. & Telephone/Mobile No. Detail of Bank A/C | | | |
| Note: | 1. "offered specifications", should be filled up properly in the format provided as per Annexure-I. | | | |
| | 2. Volume & Weight of the item should also be mentioned. | | | |
| | 3. The HSN / SAC Code of the item must be mentioned. | | | |

Signature: _____

Name : _____

Designation : _____

Seal of the Organisation

उपबंध / UNDERTAKING

Ref. No. No. 2025260026/MM-5/IITR/2025-26/Supply & Installation of /E&W/34
Dated:- 14-May-25

I/We hereby certify that we or Our OEM are not from such a country which shares a land border with India or, if from such a country, We are registered with the Competent Authority. [Where applicable, evidence of valid registration by the Competent Authority is attached.]" (For details Please refer Order No.: F.No. 6/18/2019-PPD Dt.: 23rd July 2020)

Link of Order: [http://mm.iitr.ac.in/mmweb/public/forms/63374_GFR%20Rule%20144%20\(xi\).pdf](http://mm.iitr.ac.in/mmweb/public/forms/63374_GFR%20Rule%20144%20(xi).pdf)

That all the terms/conditions mentioned in the enquiry letter/tender against which the rates are being given are acceptable to the firm.

It is certified that the rate quoted is not over and above (higher side) the rates under RC with the DGS&D or GeM.

It is certified that the firm has never been black-listed from any Government Department. (State/Central Govt./ Autonomous/ PSU) in the last three years.

Signature_____

Name_____

Designation_____

Seal of the Firm/Agency

Financial Bid

(to be submitted by the vendor/firm on its official letter head)

Ref. No. No. 2025260026/MM-5/IITR/2025-26/Supply & Installation of /E&W/34
 Date: 14-May-25

Rates :

| Sr. No | Name of item / Specifications | Qty | UOM | Rate | Amount (INR Only) |
|-----------------|-------------------------------|-----|-----|---------------------------------------|-------------------|
| | | | | To be filled in .XLS sheet (attached) | |
| Total | | | | | |
| Grand Total Rs. | | | | | |

1) Price of the items should be clearly mentioned if supplied Free of Cost.

Terms & Conditions:

- 1 Prices (quoted in Rs.): FOR Institute Works Department,
IIT Roorkee
- 2 **Payment:** **Should be clearly mentioned, As per clause-I of tender document.**
- 3 Validity:
- 4 Delivery period:
- 5 Other charges:
- 6 **Warranty:**
- 7 Rejection: Equipment if found not as per the required specification would be rejected.
- 8 Penalty Clause: As per clause-J of tender document.
In case of the non-supply of the item/service after the acceptance of the work/supply order, EMD & PBG (if submitted) will be forfeited by the Institute. Also, the firm will be debarred from any future bidding process of IIT Roorkee for a period of a minimum two year.
- 9 PBG: In case the total order value of items becomes Rs.25.00 Lakhs or above, 5% of the total order value in the form of Bank Guarantee or FDR pledged in favor of "The Registrar, IIT Roorkee" is required at the time of installation of the equipment which should remain valid at least during the warranty period plus sixty days. No interest shall be claimed by the bidder on the PBG submitted.

It is certified that the rate quoted is not over and above (higher side) the rates under RC with the DGS&D or GeM.

Signature_____

Name_____

Designation_____

Seal of the Firm/Organization_____

Details of Institute :

| | | |
|----------|-----------------|---------------------|
| IEC CODE | 0100000011 | |
| AD CODE | 0001069-2770325 | S.B.I., IIT ROORKEE |
| | 0303974-2770324 | P.N.B. IIT ROORKEE |

Instructions for Online Bid Submission

Instructions to the Bidders to submit the bids online through the Central Public Procurement Portal for e-Procurement at <https://eprocure.gov.in/eprocure/app>. Also, any modification on CPP portal in reference to below will be applicable. Therefore, for more details and update please refer CPP Portal (<https://eprocure.gov.in/eprocure/app>).

- 1 Possession of valid Digital Signature Certificate (DSC) and enrollment/registration of the contractors/bidders on the e-Procurement/e-tender portal are prerequisite for tendering.
- 2 Bidder should register for the enrollment in the e-Procurement site using the "Online Bidder Enrollment" option available on the home page. Portal enrollment is generally free of charge. During enrollment/registration, the bidders should provide only valid and true information including valid email id. All the correspondence shall be made directly with the contractors/bidders through email id as registered.
- 3 Bidder need to login to the site through their user ID/ password chosen during enrollment/registration.
- 4 Then the Digital Signature Certificate (Class III Certificates with signing key usage) issued by SIFY/nCode/eMudra etc. recognized by Controller of Certifying Authorities (CCA) India on eToken/SmartCard, should be registered.
- 5 The registered DSC only should be used by the bidder in the transactions and should ensure safety of the same.
- 6 Contractor/Bidder may go through the tenders published on the site and download the tender documents/ schedules for the tenders.
- 7 After downloading/getting the tender document/schedules, the Bidder should go through them carefully and then submit the documents as required, otherwise bid will be rejected.
- 8 Any clarifications may be sought online through the tender site, through the contact details or during pre-bid meeting if any. Bidder should take into account the corrigendum if any published before submitting the bids online.
- 9 Bidder may log in to the site through the secured login by the user id/ password chosen during enrolment/registration and then by submitting the password of the e-Token/Smartcard to access DSC.
- 10 Bidder may select the tender in which he/she is interested in by using the search option and then move it to the 'my tenders' folder.
- 11 From my tender folder, he may select the tender to view all the details uploaded there.
- 12 It shall be deemed that the bidder has read and understood all the terms and conditions before submitting the offer. Bidder should go through the tender schedules carefully and upload the documents as asked; otherwise, the incomplete bid shall stand rejected.
- 13 Bidder, in advance, should get ready the bid documents to be submitted as indicated in the tender document/ schedule and ordinarily it shall be in PDF/xls/rar/jpg/dwf formats. If there is more than one document, all may be clubbed together and provided in the requested format. Bidders Bid documents may be scanned with 100 dpi with black and white option. It is advisable that each document to be uploaded through online for the tenders should be less than 2 MB. If any document is more than 2MB, it can be reduced through zip/rar and the same if permitted may be uploaded. The file size being less than 1 MB the transaction uploading time will be very fast.
- 14 The Bidders can update well in advance, the documents such as certificates, annual report details etc., under "My Space option" and these can be selected as per tender requirements and then send along with bid documents during bid submission. This will facilitate the bid submission process faster by reducing upload time of bids.
- 15 Bidder should submit the Tender Fee/ EMD as specified in the tender. Scanned copy of the same should be uploaded as part of the offer. (if applicable)
- 16 While submitting the bids online, the bidder shall read the terms and conditions and may accept the same to proceed further to submit the bid packets.
- 17 The bidder has to select the payment option as offline to pay the Tender FEE/ EMD as applicable and enter details of the same. (if applicable)
- 18 The details of the DD/any other accepted instrument, physically delivered, should tally with the details available in the scanned copy and the data entered during bid submission time, otherwise submitted bid shall not be acceptable or liable for rejection. (If applicable)
- 19 The bidder has to digitally sign and upload the required bid documents one by one as indicated. Every act of using DSC for downloading the bids and uploading their offers shall be deemed to be a confirmation that they have read, understood and agreed with all clauses of the bid document including General conditions of contract without any exception.

- 20 The bidder has to upload the relevant files required as indicated in the cover content. In case of any irrelevant files, the bid may be rejected.
- 21 If the price bid format is provided in a spread sheet file like BoQ_XXXX.xls, the rates offered should be entered in the allotted space only and uploaded after filling the relevant columns. The Priced-bid/BOQ template shall not be modified / replaced by the bidder; else the bid submitted is liable to be rejected for the tender.
- 22 The bidders are advised to submit the bids through online e-tendering system to the Tender Inviting Authority (TIA) well before the bid submission due date and time (as per Server System Clock). The TIA shall not be held responsible for any delay or the difficulties faced during the submission of bids online by the bidders.
- 23 After the bid submission (i.e. after Clicking "Freeze Bid Submission" in the portal), the acknowledgement number indicated by the system should be printed by the bidder and kept as a record of evidence for online submission of bid for the particular tender and also be used as entry pass to participate in the bid opening.
- 24 The time settings fixed in the server side and displayed at the top of the tender site, shall remain valid for all actions of requesting, bid submission, bid opening etc., in the e- Tender system. The bidders should follow such time during bid submission.
- 25 All the data being entered by the bidders would be encrypted using Public Key Infrastructure (PKI) encryption techniques to ensure the secrecy of the data. The data entered is not retrievable by unauthorized persons during the bid submission and until the time of bid opening by any person.
- 26 Any bid document that is uploaded to the server is subjected to symmetric encryption using a system generated symmetric key. Further this key is subjected to asymmetric encryption using buyers/bid openers' public keys. Overall, the uploaded tender documents become readable only after the tender opening by the authorized bid openers.
- 27 The confidentiality of the bids is maintained with the use of Secured Socket Layer (SSL) 128 bit encryption technology. Data storage encryption of sensitive fields is done.
- 28 The bidder should logout of the tendering system using the normal logout option available at the top right hand corner and not by selecting the (X) exit option in the browser.
- 29 For any queries regarding e-Tendering process, the bidders may contact at address as provided in the tender document. Parallely for any further queries, the bidders are advised to contact over phone: **0120-4001005** or send an e-mail to – cphp-nic@nic.in.

Prequalification

- 1 An undertaking by the firm that it has never been black-listed in the last three years must be attached along with the Bid, failing which the Bid shall be rejected. (As per Annexure-II)
- 2 True copy of Permanent Account Number.
- 3 Details of GST along with a copy of certificate to be attached.
- 4 Submission of samples if required, for all items indicated in the NIT. The make of items proposed to be supplied should be indicated and submitted along with the techno commercial unpriced bid without indicating the pricing components.
- 5 Willingness to execute all orders which are placed to meet emergency requirement on priority basis. The Bidder shall note that standards for workmanship, material and equipment, and references to brand names designated by the Purchaser in the tender document are intended to be descriptive only and not restrictive. The Bidder may substitute alternative standards, brand names and/or catalogue numbers in his bid, provided that it demonstrates to the Purchaser's satisfaction that the substitutions ensure substantial equivalence to those designated in the Technical Specifications.

Tender Acceptance Letter
(To be given on Company Letter Head)

Date:

Sub: Acceptance of Terms & Conditions of Tender.

Tender No. 2025260026/MM-5/IITR/2025-26/Supply & Installation of /E&W/34

Tender description:

Dear Sir,

- 1 I/We have downloaded/ obtained the tender document(s) for the above mentioned 'Tender No.' from the web site(s) namely:

as per your advertisement, given in the above mentioned website(s).
- 2 I/We hereby certify that I/We have read the entire terms and conditions of the tender documents from Page No. _____ to _____ (including all documents like section(s), schedules(s) etc.), which form part of the contract agreement and I/we shall abide hereby by the terms/conditions/ clauses contained therein.
- 3 The corrigendum(s) issued from time to time by your department/ organisation too have also been taken into consideration, while submitting this acceptance letter.
- 4 I/We hereby unconditionally accept the tender conditions of above mentioned tender document(s)/ corrigendum(s) in its totality/entirety.
- 5 In case any provisions of this tender are found violated, then your department/organisation shall without prejudice to any other right or remedy be at liberty to reject this tender/bid including the forfeiture of the full said earnest money deposit absolutely.

Yours Faithfully,

(Signature of the Bidder, with Official Seal)



भारतीय प्रौद्योगिकी संस्थान रुड़की

Indian Institute of Technology Roorkee - 247667

**Supply & Installation of Furniture Items
for Offices & Departments at IIT Roorkee,
Uttarakhand.**

IIT Roorkee invites open item rate e-Tenders in Two Bid system (1. Technical 2. financial) at CPP Portal (<https://eprocure.gov.in/eprocure/app>) from reputed, branded and eligible manufacturer/authorized dealer/sole distributor for SITC Furniture Items for Offices & Departments at IIT Roorkee, U.K.

| Name of the Work: | Completion Period (in Months) |
|---|--------------------------------|
| Supply & Installation of Furniture Items for Offices & Departments at IIT Roorkee, Uttarakhand. | 12 (Twelve) |

CRITICAL DATE SHEET

| | |
|---|--|
| Tender document publish date | ***** |
| Tender Document available for sale on website | ***** on e-tendering website https://eprocure.gov.in/eprocure/app . Tender document can only be obtained after registration of tenderer on the website https://eprocure.gov.in/eprocure/app . |
| Start Date of Seeking Clarification | NIL |
| Last Date of Seeking Clarification | NIL |
| Pre Bid Meeting Date | Yes |
| Bid Submission Start Date (online) | ***** |
| Bid Submission End Date (online) | ***** |
| Date & time of opening of Tender (Technical Bid) (online) | ***** |
| Date & Time of opening of Financial Bid (online) | Will be informed later on after the evaluation of Technical Bids (Only to the bidders who will successfully qualify the Technical Evaluation) |
| Tender Fee | Tender fee of Rs. 1180.00 (Rs. 1000 Tender fee + Rs. 180, 18% GST Extra) (Non-refundable), in the form of RTGS/NEFT transfer to IIT Roorkee Account No: 00000032685865515, Account Name – NON MHRD GOVERNMENT FUND IIT ROORKEE, State Bank of India, Branch, IIT Roorkee, IFSC Code: SBIN0001069, MICR Code:247002094 and copy of the deposit receipt shall be uploaded on e-tender. |
| EMD | 9,80,000.00 (Rs. Nine Lakh Eighty Thousand Only), Payment of EMD can be made by RTGS, NEFT in below mentioned account No. The bidders shall be required to upload the scanned copies of transaction of payment of tender EMD including e-receipt (clearly indicating UTR No. & Tender Reference i.e. NIT No. must be entered in the remark at the time of online transaction of payment, failing which payment may not be considered) at the time of online bid submission on e-tendering website. Tender fee /EMD may be submitted on line as per details given below. 1. Account Name- NON MHRD GOVERNMENT FUND IIT EXPENDITURE. 2. Address- IIT Roorkee, Haridwar. a. Account No.- 00000032685865515 4. Account Description- Regular SB Chq-Entities. 5. Branch- IIT Roorkee 6. CIF No- 86531323246 7. IFS Code. - SBIN0001069 8. MIC R Code. - 247002094 |
| Performance Bank Guarantee/ Security Deposit (5%) | 5% of awarded value shall be submitted in the form of Bankers / FDR / Bank Guarantee in the name of The Registrar, IIT Roorkee after issue of Letter of Acceptance (LOA). |
| No. of Covers | 02 (Cover-1 for Technical + Cover-2 for Financial) |
| Bid Validity Days | 90 days (from last date of opening of Financial Bid) |

| | |
|---|--|
| Price Bid | To be uploaded only on CPP Portal (http://eprocure.gov.in/eprocure/app) in excel sheet |
| For technical clarification, please contact | deepak.ie@iitr.ac.in / nepalaad@iitr.ac.in / drmm@iitr.ac.in |

List of Documents to be scanned and uploaded under Cover-1 on e-tendering website to the last date and time mentioned in Critical data sheet:

Note: Physical submission of their documents is not required at the time of uploading of tender by bidders, however these documents should be submitted by bidder if asked by the institute subsequently for verification of documents.

- 1) Documents regarding legal status of the firm and written power of attorney of the signatory.
- 2) Tender Fee & EMD.
- 3) Undertaking of firm for being manufacturer/authorized dealer/sole distributor of furniture items.
- 4) Detailed specification cum compliance report (Annexure-I).
- 5) Undertaking (Annexure-II).
- 6) Self Certificate of Local Content (Annexure- IV) and Annexure-E.
- 7) Bank Account Details with IFSC code.
- 8) PAN Card.
- 9) GST Registration Certificate.
- 10) Tender Acceptance Letter.
- 11) Similar work should have been successfully completed by the bidder during last seven years ending last day of the month previous to the one in which applications are invited.
Three similar completed supply & installation works each costing not less than amount equal to 1.96 Cr.
or
Two similar completed supply & installation works each costing not less than amount equal to 2.94 Cr.
or
One similar completed supply & installation works each costing not less than amount equal to 3.92 Cr.
- 12) The firm should have following valid documents for the manufacturing of furniture items as per NIT before the last date of submission of bids –
 - i) Factory license (issued by Competent Authority) in the name of firm indicating the existence of a factory for minimum of 10 years.
 - ii) Consent to operate (CTO) / Consent to establish (CTE) - issued by State Pollution Control Board (SPCB) for the same location in the name of firm as mentioned in Factory license.
- 13) Self-attested photocopy of work order/ GeM Order along with work completion certificate/ GeM CRAC (Consignee Receipt and Acceptance Certificate) report and copy of final bill (if applicable) to be uploaded as proof of eligibility criteria in Cover-1.
- 14) Valid ISO Certificates from National Accreditation Board for Certification Bodies (NABCB) - ISO 9001 :2015, 14001 :2015, OHSAS 45001 :2018;
- 15) Valid AIOTA certification;
- 16) Valid GREEN PRO / GREEN GUARD UL / GRIHA / IGBC certification;
- 17) MSME sustainable (ZED) gold certification applicable only for MSME firms.
- 18) The Average Annual Turnover CA Certificate with UDIN should be at least Rs. 30 Crores during the immediate last 03 consecutive Financial Years (2021-22, 2022-23, 2023-24) – balance sheet duly audited by Chartered Accountant. (Scanned copy of Certificate from CA with UDIN Number to be uploaded). The year in which no turnover is shown would also be considered for working out the

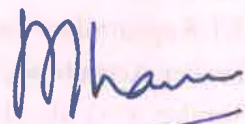
average (as per Annexure-D).

- 19) Should have a Valid Bank Solvency Certificate of Rs. 2.00 Cr. in the name of The Registrar, Indian Institute of Technology, Roorkee certified by any scheduled Bank. (Scanned copy of original valid Bank Solvency Certificate issued by the Bank to be uploaded).
- 20) Annexure-A (Proprietary Certificate)
- 21) Annexure-B (Undertaking on Blacklisting of the firm)
- 22) Annexure-C (Undertaking on Acceptance of the Terms & Conditions).
- 23) Annexure-F (Company/Firm details).
- 24) Annexure-G (Declaration regarding list of machines used in manufacturing of the furniture along with the tests conducted) – Notarized on non-judicial stamp paper of Rs. 100.

List of Documents to be uploaded up to the last date and time mentioned above in Cover-2 (Financial Bid):

a. Duly filled in priced BOQ.

Kindly note that no physical submission of duly filled in BOQ is required and it is to be uploaded only on e-tendering website.



**Institute Engineer,
IWD, IIT Roorkee**



INDEX

SECTION A: SCHEDULE OF TENDER

SECTION B: TECHNICAL ELIGIBILITY CRITERIA FOR THE FIRMS (DOCUMENTS TO THE PROVIDED WITH THE TECHNICAL BID)

SECTION C: SUBMISSION OF BIDS

SECTION D: OPENING OF BIDS

SECTION E: EARNEST MONEY DEPOSIT (EMD)

SECTION F: PBG /SECURITY DEPOSIT

SECTION G: FINANCIAL OFFER

SECTION H: CANCELLATION OF TENDER

SECTION I: PAYMENT TERMS

SECTION J: DELIVERY SCHEDULE

SECTION K: PENALTY

SECTION L: FORCE MAJEURE

SECTION M: ARBITRATION

SECTION N: TRANSFER & SUBLETTING OF CONTRACT

SECTION O: THE TERMINATION OF CONTRACT

SECTION P: GENERAL TERMS & CONDITIONS

ANNEXURES

- 1) Annexure A: Undertaking of proprietary certificate
- 2) Annexure B: Undertaking of blacklisting of firm
- 3) Annexure C: Undertaking of acceptance of terms & conditions
- 4) Annexure D: Undertaking of report of annual financial turnover
- 5) Annexure E: Self-Certificate for Local Content
- 6) Annexure F: Company/Firm Details
- 7) Annexure G: Declaration regarding list of machines used in manufacturing of the furniture along with the tests conducted (Notarized on non-judicial stamp paper of Rs. 100).
- 8) Annexure H: Price Bid

SECTION Q: CHECK LIST

SECTION R: ITEM SPECIFICATIONS

SECTION S: LIST OF MAKES

SECTION T: DRAWINGS

SECTION A: SCHEDULE OF TENDER (PLEASE REFER CRITICAL DATA SHEET)

| Sr. No. | Schedule | Particulars |
|----------------|--|---|
| 1 | Last date & time of submission of bid | Please refer Critical Data Sheet |
| 2 | Date, Time and venue of opening of Technical Bid | Please refer Critical Data Sheet Venue: Material Management, IITRoorkee. |

- (i) Tenders without EMD and Tender fee shall be summarily rejected.

SECTION B: TECHNICAL ELIGIBILITY CRITERIA FOR THE FIRMS (DOCUMENTS TO BE PROVIDED WITH THE TECHNICAL BID)

Eligibility Criteria for submission of bid documents:

Intending bidder should not be a joint venture (Self Certified copy of relevant documents clearly establishing the status of bidder to be uploaded in Cover-1).

Similar work should have been successfully completed by the bidder during last seven years ending last day of the month previous to the one in which applications are invited.

Three similar completed supply & installation works each costing not less than amount equal to 1.96 Cr.

or

Two similar completed supply & installation works each costing not less than amount equal to 2.94 Cr.

or

One similar completed supply & installation works each costing not less than amount equal to 3.92 Cr.

Self-attested photocopy of work order/ GeM Order along with work completion certificate* / GeM CRAC (Consignee Receipt and Acceptance Certificate) report and copy of final bill (if applicable) to be uploaded as proof of eligibility criteria in Cover-1.

* Work completion certificate issued by Competent Authority will only be considered. Competent Authority means officer of not below the rank of Executive Engineer / Equivalent would be acceptable.

1. Similar works shall mean works of: -

“Supply & Installation of Furniture Items in Central or State Govt. Organizations / Offices / Autonomous bodies / Public Sector Undertakings (PSUs)”.

Explanation: The value of supplied orders shall be brought to current costing level by enhancing the actual value order at simple rate of 7% per annum calculated from the date of completion to the last day of the month previous to the one in which applications are invited.

1. The firms should submit proprietary certificates (as per Annexure-A) with the technical bid.

2. Firms should submit the following documents as –

- Valid ISO Certificates from National Accreditation Board for Certification Bodies (NABCB) - ISO 9001:2015, 14001:2015, OHSAS 45001:2018;
- Valid AIOTA certification;
- Valid GREEN PRO / GREEN GUARD UL / GRIHA / IGBC certification;
- MSMF sustainable (ZED) gold certification application only for MSME firms.

(Above certifications should be of Original equipment manufacturer (OEM) & must be valid on the last date of submission of Tender. Also, the same will remain valid during the entire contract period of the successful L -1 bidder).

True copy of the same should be attached with the technical bid, failing which, their bid is liable to be rejected.

3. The firm should have following valid documents for the manufacturing of furniture items as per NIT before the last date of submission of bids –
 - i) Factory license (issued by Competent Authority) in the name of firm indicating the existence of a factory for minimum of 10 years.
 - ii) Consent to operate (CTO) / Consent to establish (CTE) - issued by State Pollution Control Board (SPCB) for the same location in the name of firm as mentioned in Factory license.
4. The Average Annual Turnover CA Certificate with UDIN should be at least Rs. 30 Crores during the immediate last 03 consecutive Financial Years (2021-22, 2022-23, 2023-24) – balance sheet duly audited by Chartered Accountant. (Scanned copy of Certificate from CA with UDIN Number to be uploaded). The year in which no turnover is shown would also be considered for working out the average **(as per Annexure-D)**.
5. The bidder should be the Original equipment manufacturer (OEM) or its authorized dealer with the OEM for last 03 consecutive years & necessary certificates related to the manufacturer should be in the name of OEM.
6. Copy of the PAN CARD and GST registration certificate of the firm should be attached for the quote to be valid.
7. The firm should not be black listed or suspended by any Central or State Govt. Organizations / Offices / Autonomous bodies / Public Sector Undertakings (PSUs). An undertaking/declaration in this regard should be enclosed **(as per Annexure-B)**.
8. Should have a Valid Bank Solvency Certificate of Rs. 2.00 Cr. in the name of Registrar, Indian Institute of Technology, Roorkee certified by any scheduled Bank. (Scanned copy of original valid Bank Solvency Certificate issued by the Bank to be uploaded).
9. Financial Bids of technically qualified bidder(s) will only be opened.
10. Institute reserves the right to visit the manufacturing facility of the bidder before finalizing the tender.
11. List of machines used in manufacturing of the furniture to be enclosed along with the tests conducted. (Notarized on non-judicial stamp paper of Rs.100) as per prescribed format in **Annexure-G**.
12. The Institute reserves the right to increase / decrease the order quantities up to 25% of each BOQ item component as per the Institute's requirement. The bidder shall supply the increased quantity at their quoted rates only, nothing extra shall be paid.
13. Successful L-1 bidder will be required to accommodate minor modifications in the Furniture items (up to 5% of item value) if required at Site.

SECTION C: SUBMISSION OF BIDS (PLEASE REFER CRITICAL DATA SHEET)

1. The tenders should be submitted in two parts - (i) The Technical Bid and (ii) the Financial at CPP Portal (<https://eprocure.gov.in/eprocure/app>).
2. **Validity of the bid** - 90 (Ninety) days (from date of opening of Financial Bid)
3. While quoting rates, the firm shall submit an undertaking (**as per Annexure-C**) to the effect that the terms/conditions mentioned in the tender document against which the rates are being given are acceptable to the firm. The same should be attached with technical bid.
4. **Warranty** – Minimum Two (02) years from the date of handing over to IIT Roorkee against any manufacturing defect(s).
5. Pre-bid conference shall be held in the Senate Hall / Committee Room, James Thomason Building, IIT Roorkee, as mentioned in NIT to clear any doubts of intending bidders.
6. The bidder shall clearly mention the pages no. qualifying the respective eligibility criteria conditions mentioned in the tender.

SECTION D: OPENING OF BIDS (PLEASE REFER CRITICAL DATA SHEET)

1. The Technical Bids will be opened online at CPP Portal (<https://eprocure.gov.in/eprocure/app>)- Plz refer Critical Date Sheet.
2. The financial bids of only the Technically Qualified bidders will be opened. The date and time for opening the Financial Bid will be communicated to the respective firm later by the system. (CPP Portal (<https://eprocure.gov.in/eprocure/app>)).

SECTION E: EARNEST MONEY DEPOSIT (EMD)

The Technical Bid should accompany an EMD of value Rs. 9,80,000/- (Rupees Nine Lacs Eighty Thousands only) which should be deposited online into below mentioned account.

Details of IIT Roorkee Bank Account:

Account Name: NON MHRD GOVERNMENT FUND IIT

ROORKEE Account No.: 00000032685865515

Bank Name: STATE BANK OF INDIA

Branch Address: IIT ROORKEE,
ROORKEE.

IFSC Code: SBIN0001069

MICR: 247002094

The Bidder will have to fill EMD details & provide the tender reference number in the narration/remarks while doing the payment as per quoted items and share the receipt of the same in pdf on CPP Portal (<https://eprocure.gov.in/eprocure/app>). The qualification in Technical bid will be subject to the submission of EMD in above mentioned account within schedule date and time as mentioned in the NIT. IITR shall not be responsible for any delay in submission of EMD.

In case the EMD is not received in above mentioned account within the aforesaid period, the bid will be out rightly rejected.

Exemption on submission of EMD & Tender fee will be given against submission of valid MSME/NSIC/UDYOG AADHAR valid certificate under goods (manufacturing) category.

The earnest money shall be refunded to all the unsuccessful firms, without any interest after finalization of the contract.

EMD shall be refunded to the successful firms on receipt of PBG and Security Deposit. No interest is payable on the EMD to either the successful firms or the unsuccessful firms.

SECTION F: PERFORMANCE BANK GUARANTEE (PBG) / SECURITY DEPOSIT

- (i) **Performance Bank Guarantee (PBG) / Security Deposit:** Within ten (10) days of LOA the successful Bidder shall furnish the PBG /Security Deposit 5% of awarded value in the form of Bankers FDR / Bank Guarantee in the favor of "The Registrar, IIT Roorkee", payable at Roorkee from Scheduled bank. The Performance Bank Guarantee/Security deposit shall be returned/refunded to the bidder after the completion of 02 years with additional 60 days warranty period during which the bidder shall maintain all the installed equipment and replace any defective item with no additional cost. In case the bidder fails to deposit the said PBG/Security deposit within the period as indicated, the Earnest Money deposited by the bidder shall be forfeited automatically without any notice to the bidder.

SECTION G: FINANCIAL OFFER

1. There should not be any over-writing or cutting on rates quoted. However, all cutting/corrections must be duly authenticated otherwise bids will be liable to be rejected.
2. All liabilities regarding tax/duty/levy shall be borne by the firms.
3. Quoted rates should be **FOR: IIT Roorkee campuses at Roorkee, Saharanpur & Greater Noida.**
4. Transport / Delivery / Transit insurance etc. cost to be borne by the firm. Nothing extra shall be paid in this regard.

SECTION H: CANCELLATION OF TENDER:

1. Not with standing anything specified in this tender document, Institute Works Department, IIT Roorkee in its sole discretion, unconditionally and without assigning any reason, reservesthe rights:

- i) To accept OR reject lowest tender or any other tender or all the tenders.
- ii) To accept any tender in full or in part.
- iii) To reject the tender offer not confirming to the tender terms & conditions.

SECTION I: PAYMENT TERMS –

No payment shall be made in advance. Payment will be made as per details below:

1. Payment will be made after satisfactory delivery and installation of the material duly certified by the Head of Institute Works Department (IWD) or his representative.

2. The firm should submit the proforma invoice for the furniture items. Taxes or Govt. levy, if any as applicable at the time of delivery the same must be shown separately in the bill.
3. Payment will be released, after receipt and acceptance of items by the authorized representative of the Institute and on submission of the bill along with the list of items supplied as per the work order. No advance amount will be paid. Statutory taxes as applicable at source will be deducted from the Bill. All payments will be made by NEFT / RTGS.

SECTION J: DELIVERY SCHEDULE

1. Free delivery and installation at campuses of IIT Roorkee at Roorkee, Saharanpur & Greater Noida.
2. Duration of Contract: 12 (Twelve) Months.
3. Based on sufficient requirements the time-to-time instructions will be issued by the IWD for the supply of furniture.
4. The Furniture items should be delivered and installed at campuses of IIT Roorkee at Roorkee, Saharanpur & Greater Noida within a period of 15-30 days from the date of issue of time-to-time instructions by the Institute Works Department (IWD)

If the firm fails to supply the ordered quantity within the stipulated time period, the penalty @0.5% of the total order value per week shall be levied for the delay subject to a maximum of 5% of the total order value.

5. The furniture items supplied should be brand new furniture and should be delivered & installed at IIT Roorkee, as may be conveyed after the delivery, at no extra cost to IIT Roorkee. IIT Roorkee is not bound to provide any mode of transport in respect of men or material required for the contract.
6. Defective items or items not as per given brands or samples, if any supplied must be taken back and be replaced with no additional cost.

SECTION K: PENALTY

1. A penalty of 0.5% of the total order value per week shall be levied for the delay subject to a maximum of 5% of the total order value shall be imposed.
2. Penalty as may be decided by the Institute is liable to be levied on the firm who does not supply the items according to quantity/specifications and time limit specified in the tender.

SECTION L: FORCE MAJEURE

For the purpose of and within the scope of contract by way of indication and not of limitation, the term "Force Majeure" shall mean acts of nature, strikes, Lockouts, or other industrial disturbances, act of public/enemy, wars, blockades, insurrection, riots, epidemics, landslides, earthquakes, storms lightening, flood, washouts, civil disturbances, explosion and any other similar even not within the control of either party on which by exercise of due care and diligence neither party is able to prevent or overcome.

If a Force Majeure situation arises, the firms shall promptly notify the Institute in writing of such conditions and the cause thereof.

SECTION M: Resolution of Disputes & Arbitration

If any dispute which may arise with respect to any term and condition or with respect to the interpretation of any term and condition of the Purchase Order/Work Order, which may be issued to the qualified and successful tenderer subsequently, the same shall be settled strictly in accordance with and in compliance of the Arbitration procedure which is mentioned descriptively in the Purchase Order.

Completion Certificate: The Bidder shall request the Owner to issue a Certificate of Completion of the Works will do so upon deciding that the Work is completed.

SECTION N: TRANSFER AND SUB-LETTING OF CONTRACT

The bidder shall not sublet, transfer, assign or otherwise part with the acceptance to the tender or any part thereof, either directly or indirectly, without the prior approval of the Competent Authority.

SECTION O: THE TERMINATION OF CONTRACT

1. If the performance of the firm is not found satisfactory, breach in Terms & conditions.
2. If the firm is found blacklisted by any Central or State Govt. Organizations / Offices / Autonomous bodies / Public Sector Undertakings (PSUs).
3. The firm should not indulge in any malpractice or illegal act concerning the contract at any time. If any malpractice followed by the firm is reported / discovered by the Institute, the contract shall be terminated without notice and action to blacklist the firm is liable to be taken.

If the quality of product and service provided is not found satisfactory, IIT Roorkee reserves the right to cancel or amend the contract.

SECTION P: GENERAL TERMS & CONDITIONS

1. It is the responsibility of Bidders to read all terms & conditions of this tender carefully before filling the tender. Incomplete tender documents / or bids not responsive enough to the tender terms shall be rejected.
2. The Financial bids of only those firms who qualify in Technical Bid evaluation by the concerned Committee shall be opened. The financial bids of all those firms who fail to qualify in the technical bid will not be opened under any circumstances.
3. All entries in the tender form should be legible and filled clearly. Any overwriting or cutting which is unavoidable shall be signed by the authorized signatory. Any alterations without authentication will be treated as a 'NIL' entry.
4. Tender incomplete in any form will be rejected outright.
5. All the technical bids will be scrutinized, relevant documents checked for their authenticity.
6. No firm will be allowed to withdraw/modify bid after opening of their submitted bids within the

bid validity period otherwise the EMD submitted by the firm would stand forfeited.

7. In case the successful firm declines the offer of contract, for whatsoever reason(s), its EMD will be forfeited.
8. The Institute reserves its right to reject all or any tender in whole, or in part or cancel the entire tender process, without assigning any reason thereof.
9. In case of breach of terms and conditions by the firm, the Security Deposit/PBG will be forfeited at the discretion of the Institute.
10. The decision of the Institute in all matters relating to eligibility, acceptance and rejection of the bid will be final and binding on the applicants.
11. Any corrigendum/addendum/errata in respect of the above advertisement shall be made available only at <https://eprocure.gov.in/eprocure/app>. Hence prospective bidders are advised to visit the CPPP regularly.
12. Bidders shall be responsible for the correctness of the information provided in the enquiry letter/tender document. If it is found at a later date that any information given in the bid is Incorrect/false then the bid is liable to be disqualified/rejected.
13. Canvassing in any form will result in disqualification.
14. If the firm quotes 'NIL' charges / consideration, the bid shall be treated as unresponsive and will not be considered.
15. If 'extra, as actual' etc. are mentioned against any of the price components in the bid, the bid will be rejected.
16. The items so supplied should fulfil the prescribed technical specifications in quality & grade and in the event if furniture items are found to be of inferior quality, the supplier is liable to be banned or suspended from doing business in IIT Roorkee.
17. **No increase in rates shall be considered** at all during the entire period of the annual contract once the Purchase Order has been awarded.
18. Only 'Class-I local supplier' and 'Class-II local supplier', as defined in the Public Procurement (Preference to Make in India), Order 2017 shall be eligible to bid in tender. For more details please refer: Order No.: P-45021/2/2017-PP (BE-II), DPIIT, Ministry of Commerce and Industry issued Dated: 16th Sept. 2020.

Self-certificate has to be provided in this regard that the item offered meets the local content requirement for 'Class-I local supplier' & 'Class-II local supplier'. **(as per Annexure-E)**

SPECIAL CONDITIONS OF CONTRACT (SCC)

1. Minimum Warranty period of the furniture items will be 02 (two) years from the date of handing over to the IIT Roorkee. The vendor shall provide the warranty certificate clearly mentioning the period of warranty.
2. The vendor has to supply an additional sample quantity for each of the furniture items so that randomly one piece of each furniture items may be taken and sent to an independent laboratory for quality test. Any cost incurred for testing shall be borne by the vendor. In case the items fail in quality test penalty may be levied by the institute.
3. Shop drawing along with colored 3D views for the furniture items shall be submitted before supply for approval.
4. The successful L-1 bidder may be asked to demonstrate the item or its components prior to placement of order by the User committee therefore they should be ready for the same and any modifications required will be done by the successful L-1 bidder in order to finalize the item before bulk supply. The cost/expense of demonstration (if any) shall be borne by the bidders.
5. The bidder shall follow all the fabrication drawings and items specifications given in the tender.
6. Minimum 4 (Four) color options to be decided by the Institute will be in the scope of supply of furniture by the successful Bidder.
7. The vendor shall provide the bills of purchase of raw material used in the fabrication of furniture items to ensure the material is procured from the approved makes as per NIT.
8. Valid Material Testing Certificate (MTC) to be provided by the successful (L-1) bidder which will mandatorily includes-
 - (i) Back Durability Test – Cyclic
 - (ii) Seating Impact Test – Cyclic
 - (iii) Base Test – Cyclic
 - (iv) Castor Durability Test.
 - (v) Other required tests as per ANSI / BIFMA specifications. **(As per Annexure-G).**
9. Factory visit may be done by the IIT Roorkee representatives.
10. During the warranty period, in the event of the successful Bidder's failure to supply & provide allied services for any required repair / rectification within 07 working days, the IWD Department on its own discretion can get the defects rectified through another agency at the risk and cost of the successful bidder.

PERFORMANCE GUARANTEE BOND

In consideration of the Indian Institute of Technology Roorkee having agreed under the terms and conditions of agreement No..... dated..... made between And

.....(hereinafter called "the contractor(s)")..... for the work.....(hereinafter called "the said agreement") having agreed to production of a irrevocable Bank Guarantee for..... (Rupees.....only) as a security/guarantee from the contractor(s) for compliance of his obligations in accordance with the terms and conditions in the said agreement,

1. We.....(hereinafter referred to as "the Bank") hereby undertake to pay to IIT Roorkee
(Indicate the name of the bank) an amount not exceeding Rs..... (..... only) on demand by the Indian Institute of Technology Roorkee.

2. Wedo hereby undertake to pay the amounts due..... and payable (Indicate the name of the Bank) under this Guarantee without any demur, merely on a demand from the Indian Institute of Technology Roorkee stating that the amount claimed is required to meet the recoveries due or likely to be due from the said contractor(s). Any such demand made on the bank shall be conclusive as regards the amount due and payable by the bank under this guarantee. However, our liability under this guarantee shall be restricted to an amount not exceeding (Rupees. only).

3. We, the said bank further undertake to pay to the Institute any money so demanded notwithstanding any dispute or disputes raised by the contractor(s) in any suit or proceeding pending before any court or tribunal relating thereto, our liability under this present being absolute and unequivocal.

The payment so made by us under this bond shall be a valid discharge of our liability for payment there under and the contractor(s) shall have no claim against us for making such payment.

4. Wefurther agree that the guarantee herein contained shall (Indicate the name of the Bank) remain in full force and effect during the period that would be taken for performance of the said agreement, and it shall continue to be enforceable till all the dues of the Indian Institute of Technology Roorkee under or by virtue of the said agreement have been fully paid and its claims satisfied or discharged or till Engineer-in-charge on behalf of the Institute certified that the terms and conditions of the said agreement have been fully and properly carried out by the said contractor(s) and accordingly discharges this guarantee.

5. We (indicate the name of bank) further agree with the Indian Institute of Technology Roorkee that Indian Institute of Technology Roorkee shall have the fullest liberty without our consent and without effecting in any manner our obligations hereunder to vary any of the terms and conditions of the said agreement or to extend time of performance by the said contractor(s) from time to time or to postpone for any time or from time to time any of the powers exercisable by the Indian Institute of Technology Roorkee against the said contractor(s) and to forebear or enforce any of the terms and conditions relating to the said agreement and we shall not be relieved from our liability by reason of any such variation, or extension being granted to the said contractor(s) or for any forbearance, act of omission on the part of the Institute or any indulgence by the Indian Institute of Technology Roorkee to the said contractor(s) or by any such matter or thing whatsoever which under the law relating to sureties would, but for this provision, have effect of so relieving us.

6. This guarantee will not be discharged due to the change in the constitution of the Bank or the contractor(s).

7. We (Indicate the name of the Bank) lastly undertake not to revoke this guarantee except with the previous consent of the Indian Institute of Technology Roorkee in writing.

8. This guarantee shall be valid up to..... unless extended on demand by Indian Institute of Technology Roorkee. Notwithstanding anything mentioned above, our liability against this guarantee is restricted to(Rupees only) and unless a claim in writing is lodged with us within
six months of the date of expiry or the extended date of expiry of this guarantee all our liabilities under this guarantee shall stand discharged. Dated the day of
for (Indicate the name of the Bank)

ANNEXURES

Annexure mentioned below must be enclosed along with the bid on the letter head of the firm duly sealed & signed by the authorized signatory.

Annexure-A

(To be submitted with the technical bid)

Proprietary Certificate

(To be given on the letter head of the firm, do not use the Photostat copy of the letter head)

Ref. No.....

Dated.....

**The Registrar
Indian Institute of Technology Roorkee
Roorkee -247667 (Uttarakhand)**

We certify that all the furniture items that are being tendered for, are manufactured by our firm in our plant, under our Technical Guidance, Supervision and Quality Control.

GST Registration No.:

Name:

Signature of the Authorized Signatory:

Designation:

Seal of the Firm:

Date:

Annexure-B

(To be submitted with the technical bid)

Undertaking on Blacklisting of the Firm*(To be given on the letter head of the firm, do not use the Photostat copy of the letter head)*

Ref. No.

Dated.....

The Registrar
Indian Institute of Technology Roorkee
Roorkee -247667 (Uttarakhand.)

I/We hereby certify that we or our OEM are not from such a country which shares a land border with India or, if from such a country, We are registered with the Competent Authority. [Where applicable, evidence of valid registration by the Competent Authority is attached.}]" (For details Please refer Order No.: F.No. 6/18/2019-PPD Dt.: 23rd July 2020)

Link of Order: [http://mm.iitr.ac.in/mmweb/public/forms/63374_GFR%20Rule%20144%20\(xi\).pdf](http://mm.iitr.ac.in/mmweb/public/forms/63374_GFR%20Rule%20144%20(xi).pdf)

We certify that as on date the firm (*Name of the firm & Address*) is free from blacklisting or suspension by any Central or State Govt. Organizations / Offices / Autonomous bodies / Public Sector Undertakings (PSUs) and such matter of blacklisting or suspension is not under subjudice before any court.

GST Registration No.:**Name:****Signature of the Authorized Signatory:****Designation:****Seal of the firm:****Date:**

Annexure-C

(To be submitted with Technical Bid)

Undertaking on Acceptance of the Terms and Conditions

(To be given on the letter head of the firm, do not use the Photostat copy of the letter head)

Ref. No.....

Dated.....

**The Registrar
Indian Institute of Technology Roorkee
Roorkee -247667 (Uttarakhand.)**

That in reference to the ***Tender Document No.*** ----- the firm unconditionally accepts all the terms / conditions mentioned in the tender document against which the rates are being given.

GST Registration No.:

Name:

Signature of the Authorized Signatory:

Designation:

Seal of the Firm:

Date:

Annexure-D

(To be submitted with the technical bid)

Undertaking on Annual Financial Turnover

(To be given on the letter head of the Authorized Chartered Accountant/Company Secretary, do not use the Photostat copy of the letter head)

**The Registrar
Indian Institute of Technology, Roorkee
Roorkee -247667 (Uttarakhand.)**

This is to certify that the annual turnover of last three Financial Year i.e. 2021-22, 2022-23 and 2023-24 of the firm/company named as **(Name of the firm & Address)** is given below:

| Financial Years | Turnover in Crores |
|-----------------|--------------------|
| 2021-22 | |
| 2022-23 | |
| 2023-24 | |

UDIN:**GST Registration No.:****Name:****Signature of the Authorized Signatory:****Designation:****Seal of the Firm:****Date:**

Annexure – E

(To be submitted with Technical Bid)

Self-Certificate for Local Content*(To be given on the letter head of the firm, do not use the Photostat copy of the letter head)*

Ref. No.....

Dated.....

Sub: Self-Certificate for Local Content**Ref. Tender No.:**

dated:

We hereby certify that the items quoted by us against above mentioned tender no. has the local content as per below:

Local Content (in %):**Local Supplier Class:**

The details of the location(s) at which the local value addition made/manufactured is/are as under:

- 1.
- 2.
- 3.

GST Registration No.:**Name:****Signature of the Authorized Signatory:****Designation:****Seal of the firm:****Date:**

Note: -

1. The contractor shall ensure in his procurement activities that the Government policy of encouraging “Make in India” is maintained and respected. The following gazette notifications/orders/guidelines have been issued by the Government of India to ensure Public Procurement preference (PPP) to Make in India. The contractor shall follow the below PPP-Make in India guidelines/directives and any subsequent revisions/modifications applicable thereon.
 - i. Govt. of India Ministry of Commerce and Industry vide their order no. P-45021/2/2017-BE-II dated 15th June, 2017 & amended by order No. P-45021/2/2017-B.E.-II dated 28.05.2018, Order No. P-45021/2/2017-B.E.-II dated 29.05.2019, Order No. P-45021/2/2017-B.E.-II dated 04.06.2020 and Order No. P-45021/2/2017-B.E.-II dated 16.09.2020 & revised ‘Public Procurement (Preference to make in India), Order No. P-45021/2/2017-PP (BE-II)-Part (4) Vol. II dated 19.07.2024.

Annexure – F

(To be submitted with Technical Bid)

Company/Firm Details*(To be given on the letter head of the firm, do not use the Photostat copy of the letter head)*

Ref. No.....

Dated.....

Sub: Company/Firm Details**Ref. Tender No.:****dated:****Please find the company/firm details for above referred tender: -****1. Name of the Company/Firm:****2. Address:****3. Telephone/Mobile No.:****4. E-mail id:****5. Name of contact person:****6. Complete details of Authorized dealer (if any):****GST Registration No.:****Name:****Signature of the Authorized Signatory:****Designation:****Seal of the Firm:****Date:**

Annexure G

(To be submitted with the technical bid)

Declaration regarding list of machines used in manufacturing of the furniture along with the tests conducted.*(Notarized on non-judicial stamp paper of Rs. 100)*

Ref. No.....

Dated.....

The Registrar
Indian Institute of Technology Roorkee
Roorkee -247667 (Uttarakhand)

We certify that following machines have been used at our factory premises for manufacturing of furniture and following tests are being conducted for testing of materials used.

A) List of machines used for manufacturing-

- (i).....
- (ii).....
- (iii).....
- (iv).....
- (v)

B) Tests are being conducted for testing of materials-

- (i) Back Durability Test – Cyclic
- (ii) Seating Impact Test – Cyclic
- (iii) Base Test – Cyclic
- (iv) Castor Durability Test.
- (v) Any other required tests as per ANSI / BIFMA specifications.

We hereby declare that if the Work order is awarded to us then we will provide the valid material test certificates which will mandatorily include the tests mentioned at S.No. B along with the supply of furniture items.

Name:**Signature of the Authorized****Signatory:****Designation:****Seal of the Firm:****Date:**

Annexure H**PRICE BID (BOQ)**

| S.No. | Item Description | Qty. (in Nos.) | Rate per Item (inclusive of GST) | Estimated Total amount (To be filled in .XLS sheet) |
|---------------|--|---------------------------|---|--|
| Cat. 1 | EXECUTIVE TABLE INCLUDING BACK UNIT & SIDE UNIT | | | |
| i. | Executive Table-1 Size: 2100W x 900D x 750H mm. | 40 | | |
| ii. | Executive Table-2 Size: 1800W x 900D x 750H mm. | 40 | | |
| iii. | Executive Table-3 Size: 1500W x 750D x 750H mm. | 50 | | |
| iv. | Back Unit Size: 2100W x 400D x 750H mm. | 40 | | |
| v. | Back Unit Size: 1800W x 400D x 750H mm. | 40 | | |
| vi. | Back Unit Size: 1500W x 400D x 750H mm. | 50 | | |
| v. | Side Unit Size: 1200W x 450D x 685H mm. | 90 | | |
| Cat. 2 | CHAIRS (HIGH BACK, MEDIUM BACK & VISITOR) | | | |
| i. | High Back Chairs (Leatherette) | 80 | | |
| ii. | High Back Chairs (Mesh back) | 80 | | |
| iii. | Medium Back Chairs (Leatherette) | 210 | | |
| iv. | Medium Back Chairs (Mesh back) | 310 | | |
| v. | Visitor Chairs | 300 | | |
| Cat. 3 | OFFICE STORAGE ALMIRAH | | | |
| i. | Glass Door Almira | 75 | | |
| ii. | MS Almira | 75 | | |

| | | | | |
|---------------------|---|----|--|--|
| Cat. 4 | WORK STATION | | | |
| i. | Work Station-1 (02-Seater) Size: 1800W x 1200 (600+600)D x 750H mm. Partition: 1200(H) mm. | 60 | | |
| ii. | Work Station-2 (01-Seater) Size: 1800W x 600D x 750H mm. Partition: 1200(H) mm. | 80 | | |
| iii. | Work Station-3 (02-Seater) Size: 1500W x 1200 (600+600)D x 750H mm. Partition: 1200(H) mm. | 60 | | |
| iv. | Work Station-4 (01-Seater) Size: 1500W x 600D x 750H mm. Partition: 1200(H) mm. | 80 | | |
| v. | Work Station-5 (02-Seater) Size: 1200W x 1200 (600+600)D x 750H mm. Partition: 1200(H) mm. | 60 | | |
| vi. | Work Station-6 (01-Seater) Size: 1200W x 600D x 750H mm. Partition: 1200(H) mm. | 75 | | |
| vii. | Work Station-7 (L-Type) Size: 1800W1 x 1800W2 x 600D x 750H mm. Partition: 1200(H) mm. | 40 | | |
| viii. | Work Station-8 (L-Type) Size: 1500W1 x 1500W2 x 600D x 750H mm. Partition: 1200(H) mm. | 40 | | |
| Cat. 5 | OVERHEAD CABINET | | | |
| i. | Wooden Cabinet Size: 900W x 400D x 750H mm. | 60 | | |
| ii. | Glass Door Cabinet Size: 600 x 300 x 600 mm. | 60 | | |
| Total amount | | | | |

The above mentioned quantities are tentative only, it may increase or decrease as per actual requirements.

SECTION Q: CHECKLIST

The following items must be checked before the Bid is submitted:

1. "Technical Bid"

- a) Tender Fee
- b) Rs. 9,80,000/- (Rupees Nine Lacs Eighty Thousands only) towards Earnest Money Deposit (EMD).
- c) Eligibility Criteria Responses (each pages duly sealed and signed by the authorized signatory).
- d) The bidder shall clearly mention the pages no. qualifying the respective eligibility criteria conditions mentioned in the tender.


Annexures:


- 1) Annexure A: Undertaking of proprietary certificate
- 2) Annexure B: Undertaking of blacklisting of firm
- 3) Annexure C: Undertaking of acceptance of terms & conditions
- 4) Annexure D: Undertaking of report of annual financial turnover
- 5) Annexure E: Self-Certificate for Local Content
- 6) Annexure F: Company/Firm Details
- 7) Annexure G: Declaration regarding list of machines used in manufacturing of the furniture along with the tests conducted (Notarized on non-judicial stamp paper of Rs. 100).
- 8) Annexure H: Price Bid


2. "Price Bid"

- a) Price bid in form of BoQ for each item and complete price list in excel at Annexure H.

SECTION R: ITEM SPECIFICATIONS-

| BOQ | | | |
|--------|-------------------|--|---|
| SR.NO. | PRODUCT | PRODUCT DESCRIPTION | IMAGES FOR ILLUSTRATIVE PURPOSE ONLY |
| 1. | EXECUTIVE TABLE-1 | <p>1. Overall Dimensions</p> <ul style="list-style-type: none"> Size: 2100W x 900D x 750H mm <p>2. Top Panel</p> <ul style="list-style-type: none"> Material: The top panel shall be made having the combination of 18mm particle board as top and 25mm medium density fibre-board as base top to ensure durability and premium aesthetics. The top shall have approved laminate shade. Edge Finish: The edges shall be covered with 2 mm thick PVC edge banding for enhanced protection and a smooth finish. <p>3. Under Structure</p> <ul style="list-style-type: none"> Vertical Panels: Constructed using 40 mm ± 5 mm thick PLPB with PVC edge banding, ensuring high durability and a sleek design. Modesty Panel: Made from 18 mm thick PLPB with PVC edge banding, providing structural support and privacy. <p>4. Storage Unit</p> <ul style="list-style-type: none"> Fixed 3-Drawer Unit : <ul style="list-style-type: none"> The drawer unit shall be made from a combination of 18 mm and 9 mm thick PLPB with PVC edge banding, ensuring stability and functionality. The drawer shall be operated with SS handle and easily close & open with the assistance of roller channel to enable smooth operation. The drawer shall have central locking mechanism in which all the drawer shall be synchronized locked with one single key. <p>5. Joints and Fixing Mechanism</p> <ul style="list-style-type: none"> All wooden panels shall be joined using Minifix dowels and other fitting equipment to ensure strong and secure assembly. The fixing mechanism must comply with standard practices for strength and durability. <p>6. Material Quality</p> <ul style="list-style-type: none"> Wooden Panels: All panels shall be made from Prime Quality Board certified with ISI markings, ensuring compliance with the specified standards. Pre-laminated particle board of grade II of IS 12823 with top 25mm thick and other parts |  |

| | | | |
|-----------------------------|--|---|---|
| | | <p>18mm thick like shutter, back, facia, side panel etc.</p> <ul style="list-style-type: none"> The panels shall use a combination of MDF and Prelaminated Twin Particle Board for added strength and premium finish. The board used should meet International Standard of quality, Indian standard IS 12823 grade II should meet long time load bending, screw-withdrawal strength, modulus of rupture and modulus of elasticity bending tested as per IS 2380. <p>7. Foot Rest</p> <ul style="list-style-type: none"> Foot rest made of 18 mm Hard wooden an inclined angle ensuring ergonomics and human comfort. <p>8. General Requirements</p> <ul style="list-style-type: none"> All components of the table, including the top, under structure, modesty panel, and storage unit, must meet the design and durability standards specified. The work table must provide a professional appearance suitable for office environments while maintaining functionality and durability. | |
| Side Unit 1200x 450x 685 | | <p>1. Overall Dimensions</p> <ul style="list-style-type: none"> Size: 1200WX450DX685H mm. <p>2. Top Panel</p> <ul style="list-style-type: none"> Material: <ul style="list-style-type: none"> Made of 18 mm thick Pre-Laminated Particle Board (PLPB). Edge Finish: Edged with 2 mm thick PVC edge banding for durability and aesthetics. The top shall have approved laminate shade. <p>3. Under Structure</p> <ul style="list-style-type: none"> Vertical Panels: <ul style="list-style-type: none"> Constructed from 18 mm thick PLPB with PVC edge banding for long-lasting performance. <p>4. Sliding Doors and Drawers</p> <ul style="list-style-type: none"> Sliding Doors: <ul style="list-style-type: none"> Two sliding doors made from 18 mm thick PLPB with PVC edge banding, ensuring smooth operation and space efficiency. High-quality sliding track mechanisms ensure seamless movement. Drawers: <ul style="list-style-type: none"> Two drawers made of 18 mm thick PLPB with PVC edge banding. |  |

| | | | |
|----|--------------------------|--|---|
| | | <ul style="list-style-type: none"> ○ Drawer Bottom Panels: Constructed from 9 mm thick PLPB for lightweight yet sturdy support. ○ The drawer shall be operated with SS handle and easily close & open with the assistance of roller channel to enable smooth operation. ○ The drawer shall have central locking mechanism in which all the drawer shall be synchronized locked with one single key. <p>5. Back Panel</p> <ul style="list-style-type: none"> • Material: Made of 9 mm thick PLPB, offering stability and support. <p>6. Joints and Fittings</p> <ul style="list-style-type: none"> • Fixing Mechanism: <ul style="list-style-type: none"> ○ All wooden panels joined using Minifix dowels for enhanced strength and stability. ○ Includes additional fittings and equipment to ensure robustness. <p>7. Wooden Panel Quality</p> <ul style="list-style-type: none"> • Material: <ul style="list-style-type: none"> ○ All wooden panels are made from Prime Quality Board. ○ Pre-laminated particle board of grade II of IS 12823 with 18mm thick should be used. ○ The board used should meet International Standard of quality, Indian standard IS 12823 grade II should meet long time load bending, screw-withdrawal strength, modulus of rupture and modulus of elasticity bending tested as per IS 2380. ○ Certified with ISI markings to meet industry standards. <p>8. Design and Finish</p> <ul style="list-style-type: none"> • Sliding doors provide space efficiency and a modern look. • Smooth edges and polished finishes ensure a professional appearance and user safety. <p>9. Compliance All materials and mechanisms comply with industrial quality standards, ensuring durability and reliability.</p> | |
| 2. | EXECUTIVE TABLE-2 | <p>1. Overall Dimensions</p> <ul style="list-style-type: none"> • Size: 1800W x 900D x 750H mm <p>2. Tabletop</p> <ul style="list-style-type: none"> • Material: The tabletop shall be made having the combination of 18mm particle board as top and 25mm medium density fibre-board as base top. • The top shall have approved laminate shade. |  |

- **Edge Finish:** Edged with **2 mm thick PVC edge banding** for a sleek finish and enhanced durability.

3. Under Structure

- **Vertical Panels:** Constructed using **40 mm ± 5 mm thick PLPB**, ensuring strong and long-lasting support.
- **Modesty Panel:** Made of **18 mm thick PLPB**, finished with **2 mm thick PVC edge banding** for a professional look.

4. Storage Unit

- **Fixed 3-Drawer Unit:**
 - Made of **18 mm thick PLPB** for the frame and **9 mm thick PLPB** for the bottom panel.
 - The drawer shall be operated with SS handle and easily close & open with the assistance of roller channel to enable smooth operation.
 - The drawer shall have central locking mechanism in which all the drawer shall be synchronized locked with one single key.
 - Edged with **2 mm thick PVC edge banding** for durability and aesthetics.

5. Joinery and Fixing Mechanism

- All wooden panels, including gable-end and modesty panels, shall be joined using **Minifix dowels** and other high-quality fittings to ensure robust construction.

6. Material Quality


- All wooden panels shall be made from **Prime Quality Board**, certified with **ISI markings**, ensuring compliance with industrial standards and durability.
- Pre-laminated particle board of grade II of IS 12823 with top 25mm thick and other parts 18mm thick shutter, back, fascia, side panel etc.
- The board used should meet International Standard of quality, Indian standard IS 12823 grade II should meet long time load bending, screw-withdrawal strength, modulus of rupture and modulus of elasticity bending tested as per IS 2380.


7. Foot Rest


- **Foot rest** made of 18 mm Hard wood at an inclined angle ensuring ergonomics and human comfort.

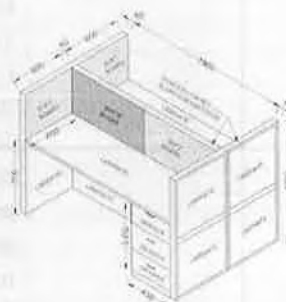

8. General Requirements

- All components of the table, including the top, under structure, modesty panel, and

| | | |
|---|---|---|
| | <p>storage unit, must meet the design and durability standards specified.</p> <ul style="list-style-type: none">• The work table must provide a professional appearance suitable for office environments | |
| <p>Back Unit</p> <p>(i) 2100 x 400 x 750</p> <p>(ii) 1800 x 400 x 750</p> <p>(iii) 1500 x 400 x 750</p> | <p>1. Overall Dimensions</p> <ul style="list-style-type: none">• Size: 2100W x 400D x 750H mm.• Size: 1800W x 400D x 750H mm.• Size: 1500W x 400D x 750H mm.• <p>2. Top Panel</p> <ul style="list-style-type: none">• Material:<ul style="list-style-type: none">○ Made of 18 mm thick Pre-Laminated Particle Board (PLPB).○ Edge Finish: Edged with 2 mm thick PVC edge banding for durability and aesthetics.○ The top shall have approved laminate shade. <p>3. Under Structure</p> <ul style="list-style-type: none">• Vertical Panels:<ul style="list-style-type: none">○ Constructed from 18 mm thick PLPB with PVC edge banding for long-lasting performance. <p>4. Sliding Doors and Drawers</p> <ul style="list-style-type: none">• Sliding Doors:<ul style="list-style-type: none">○ Two sliding doors made from 18 mm thick PLPB with PVC edge banding, ensuring smooth operation and space efficiency.○ High-quality sliding track mechanisms ensure seamless movement.• Drawers:<ul style="list-style-type: none">○ Two drawers made of 18 mm thick PLPB with PVC edge banding.○ Drawer Bottom Panels: Constructed from 9 mm thick PLPB for lightweight yet sturdy support.○ The drawer shall be operated with SS handle and easily close & open with the assistance of roller channel to enable smooth operation.○ The drawer shall have central locking mechanism in which all the drawer shall be synchronized locked with one single key. <p>5. Back Panel</p> <ul style="list-style-type: none">• Material: Made of 9 mm thick PLPB, offering stability and support. <p>6. Joints and Fittings</p> <ul style="list-style-type: none">• Fixing Mechanism:<ul style="list-style-type: none">○ All wooden panels joined using Minifix dowels for enhanced strength and stability. |  |

| | | | |
|----|--------------------------|--|---|
| | | <ul style="list-style-type: none"> Includes additional fittings and equipment to ensure robustness. <p>7. Wooden Panel Quality</p> <ul style="list-style-type: none"> Material: <ul style="list-style-type: none"> All wooden panels are made from Prime Quality Board. Certified with ISI markings to meet industry standards. Pre-laminated particle board of grade II of IS 12823 with 18mm thick should be used. The board used should meet International Standard of quality, Indian standard IS 12823 grade II should meet long time load bending, screw-withdrawal strength, modulus of rupture and modulus of elasticity bending tested as per IS 2380. <p>8. Design and Finish</p> <ul style="list-style-type: none"> Sliding doors provide space efficiency and a modern look. Smooth edges and polished finishes ensure a professional appearance and user safety. <p>9. Compliance</p> <ul style="list-style-type: none"> All materials and mechanisms comply with industrial quality standards, ensuring durability and reliability. | |
| 3. | EXECUTIVE TABLE-3 | <p>1. Overall Dimensions</p> <ul style="list-style-type: none"> Size: 1500W x 750D x 750H mm <p>2. Tabletop</p> <ul style="list-style-type: none"> Material: The tabletop shall be made from 40 mm ± 5 mm thick Pre-Laminated Particle Board (PLPB). Edge Finish: Edged with 2 mm thick PVC edge banding for a sleek finish and enhanced durability. The top shall have approved laminate shade. <p>3. Under Structure</p> <ul style="list-style-type: none"> Vertical Panels: Constructed using 40 mm ± 5 mm thick PLPB, ensuring strong and long-lasting support. Modesty Panel: Made of 18 mm thick PLPB, finished with 2 mm thick PVC edge banding for a professional look. <p>4. Storage Unit</p> <ul style="list-style-type: none"> Full-Height Fixed Drawer Unit (3-D): <ul style="list-style-type: none"> Made of 18 mm thick PLPB for the frame and 9 mm thick PLPB for the bottom panel. Edged with 2 mm thick PVC edge banding for durability and aesthetics. <p>5. Joinery and Fixing Mechanism</p> |  |

| | | |
|-------------------------|--|---|
| | <ul style="list-style-type: none"> All wooden panels, including gable-end and modesty panels, shall be joined using Minifix dowels and other high-quality fittings to ensure robust construction. <p>6. Material Quality</p> <ul style="list-style-type: none"> All wooden panels shall be made from Prime Quality Board, certified with ISI markings, ensuring compliance with industrial standards and durability. <p>7. Foot Rest</p> <ul style="list-style-type: none"> Foot rest made of 18 mm Hard wood at an inclined angle ensuring ergonomics and human comfort. <p>8. General Requirements</p> <ul style="list-style-type: none"> All components of the table, including the top, under structure, modesty panel, and storage unit, must meet the design and durability standards specified. <p>The work table must provide a professional appearance suitable for office environments</p> | |
| Overhead Wooden Cabinet | <p>1. Overall Dimensions</p> <ul style="list-style-type: none"> Size: 900W x 400D x 750H mm <p>2. Top Panel</p> <ul style="list-style-type: none"> Material: The top panel shall be made from 18 mm thick Pre-Laminated Particle Board (PLPB). Edge Finish: Edged with 2 mm thick PVC edge banding, finished in an approved laminate shade for durability and aesthetics. The top shall have approved laminate shade. <p>3. Body Structure</p> <ul style="list-style-type: none"> The entire storage body, including the vertical and horizontal panels, shall be made of 18 mm thick PLPB, finished with 2 mm thick PVC edge banding in an approved laminate shade. <p>4. Shutters</p> <ul style="list-style-type: none"> The shutters shall be made of 18 mm thick PLPB, finished with 2 mm thick PVC edge banding and equipped with metallic hinges like IKEA HJAE LPA standard hinge which auto closes. Hinges must allow smooth operation and ensure durability. <p>5. Internal Storage</p> <ul style="list-style-type: none"> The cabinet shall include one fixed shelf made of 18 mm thick PLPB, providing efficient storage space. <p>6. Locks and Handles</p> <ul style="list-style-type: none"> All storage units shall include locks and handles, designed for functionality and user convenience. <p>7. Fixing Mechanism</p> |  |

| | | | |
|---|--|--|--|
| | | <ul style="list-style-type: none"> All wooden panels, including shelves and shutters, shall be joined using Minifix dowels and other high-quality fitting equipment for strength and durability. All screws and fittings used must comply with industry standards, ensuring long-lasting performance. <p>8. Material Quality</p> <ul style="list-style-type: none"> All wooden panels shall be of Prime Quality Board, certified with ISI markings, guaranteeing compliance with industrial quality standards. | |
| 4 | <p>WORKSTATION-1 (02 Seater) (BACK TO BACK)</p> | <p>Overall Size: - 1800WX1200(600+600)DX750H1+1200H2 mm,/F of Panel based Modular Workstations of 60mm thickness with extruded aluminium Section of End Post, Top Rail and Intermediate section and Raceway cover . The aluminium frame work is supported on lower and upper partition block. Bottom Block is made up of 6/9mm pre laminated particle board of desired shade which is pasted On 25x38mm thick particle board baton frame, which is properly screwed to end post and Bottom electrical race way. Upper block is fixed above the table top and is made up of particle battens fixed with 9 mm thick pin board and cloth of desired shade, Optionally White Board or Glazing can Be provided instead of pin board. Raceway- one bottom raceway is provided as standard for drawing wires along the width of panel. The raceway is covered with aluminium extruded plates Of 100 mm height from both sides and snap fitted with aluminium extruded raceway clip. The modular switch & socket plates can be mounted & punched onto the raceway panels with easy cable connectivity & accessibility in case of any repairs etc.</p> <p>Section Details</p> <p>End Post – 60x23 mm</p> <p>Top Rail – 57.4x13 mm</p> <p>Intermediate section- 57.4 x22 mm</p> <p>Race way Cover – 100x13 mm</p> <p>JOINERIES & CONNECTIONS All angled connections between panels are done with the help of 2-way, 3-way, and 4-way Joinery System made of plastic. All connections between 2 different entities of panels are masked with Plastic caps on the top plane. All 3 way & 4 way caps would be squarish in shape, while</p> |   |

all 2 way caps would be semi curved on the exposed face. The vertical aluminium sections used for linear panel connectivity are covered with rectangular double collared caps & the ending posts are covered with single collared caps. Inter-connectivity of the panels & connector profiles would be done with a special clip on arrangement with jointer strip at the top. All inter worktop joinery junctions to be supported with duly powder coated cantilevers with hook on system. ALL PROFILES Top rails, end posts, connectors & raceway panels are made out of aluminium duly powder coated to give smooth finish. All horizontal Top rail & vertical end post profiles would be elegantly curved in a convex fashion with a lengthwise running groove in the middle. Table tops to be made up of 25mm thick Pre Laminated particle board and edge banded using 2mm PVC lipping; The tops are supported on partition with the help of cantilevers. All work tops fixed at the standard anthropometric working height of 750mm from the ground level & finished with well filleted edges, thus making those users friendly. A circular hole is provided on every w/top to facilitate the easy connection of CPU & Monitor wires & is covered with a modular wire manager made in ABS. Drawer unit to be made up of 18mm thick pre-laminated particle board for outer Frame. Internal 3 drawers (pencil, utility & filing) to be made up of 18mm thick prelaminated particle board with 9mm pre-laminated bottom. Drawer will run on bottom mounted channels. All 3 drawers are locked with center lock of HETTICH/ EBCO OR EQUIVALENT. The mobile drawer pedestals would all be provided with lockable castors on front 2corners thus making the usability easy & fluent.

The board used should meet Indian standard IS 12823 grade II should meet long time load bending, screw-withdrawal strength, modulus of rupture and modulus of elasticity bending tested as per IS 2380.

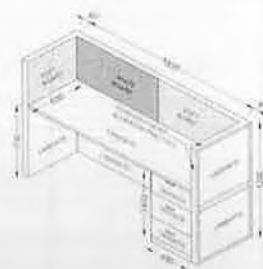
overall Size:-1800WX600DX750H1+1200H2 mm,/F of Panel based Modular Workstations of 60mm thickness with extruded aluminium Section of End Post, Top Rail and Intermediate section and Raceway cover . The aluminium frame work is supported on lower and upper partition block. Bottom Block is made up of 6/9mm pre laminated particle board of desired shade which is pasted On 25x38mm thick particle board baton frame, which is properly screwed to end post and Bottom electrical race way. Upper block is fixed above the table top and is made up of particle battens fixed with 9 mm thick pin board and cloth of desired shade, Optionally White Board or Glazing can Be provided instead of pin board. Raceway- one bottom raceway is provided as standard for drawing wires along the width of panel. The raceway is covered with aluminium extruded plates Of 100 mm height from both sides and snap fitted with aluminium extruded raceway clip. The modular switch & socket plates can be mounted & punched onto the raceway panels with easy cable connectivity & accessibility in case of any repairs etc.

| Section | Details | | | |
|-------------------------|---------|----------|----|--|
| End Post | – | 60x23 | mm | |
| Top Rail | – | 57.4x13 | mm | |
| Intermediate section- | | 57.4 x22 | mm | |
| Race way Cover | – | 100x13 | mm | |
| JOINERIES & CONNECTIONS | | | | |

All angled connections between panels are done with the help of 2-way, 3-way, and 4-way Joinery System made of plastic.

All connections between 2 different entities of panels are masked with Plastic caps on the top plane. All 3 way & 4 way caps would be squarish in shape, while all 2 way caps would be semi curved on the exposed face. The vertical aluminium sections used for linear panel connectivity are covered with rectangular double collared caps & the ending posts are covered with single collared caps. Inter-connectivity of the panels & connector profiles would be done with a special clip on arrangement with jointer strip at the top. All inter worktop joinery junctions to be supported with duly powder coated cantilevers with hook on system. ALL PROFILES Top rails, end posts, connectors & raceway panels are made out of aluminium duly powder coated to give smooth finish. All horizontal Top rail & vertical end post profiles would be elegantly curved in a convex fashion with a lengthwise running groove in the middle. Table tops to be made up of 25mm thick Pre Laminated particle board and edge banded using 2mm PVC lipping; The tops are supported on partition with the help of

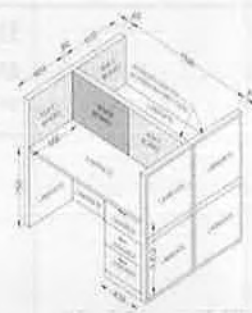
**WORKSTATION-
2
(01 seater)**



cantilevers .All work tops fixed at the standard anthropometric working height of 750mm from the ground level & finished with well filleted edges, thus making those users friendly. A circular hole is provided on every w/top to facilitate the easy connection of CPU & Monitor wires & is covered with a modular wire manager made in ABS. Drawer unit to be made up of 18mm thick pre-laminated particle board for outer Frame .Internal 3 drawers (pencil, utility & filing) to be made up of 18mm thick prelaminated particle board with 9mm pre-laminated bottom. Drawer will run on bottom mounted channels. All 3 drawers are locked with center lock of HETTICH/ EBCO OR EQUIVALENT. The mobile drawer pedestals would all be provided with lockable castors on front 2corners thus making the usability easy & fluent.

The board used should meet Indian standard IS 12823 grade II should meet long time load bending, screw-withdrawal strength, modulus of rupture and modulus of elasticity bending tested as per IS 2380.

| | | | | | | |
|----|--|---|-------------|---------|----|--|
| 6. | Overall Size:- 1500WX1200(600+600)DX750H1+1200H2 mm,/F of Panel based Modular Workstations of 60mm thickness with extruded aluminium Section of End Post, Top Rail and Intermediate section and Raceway cover . The aluminium frame work is supported on lower and upper partition block. Bottom Block is made up of 6/9mm pre laminated particle board of desired shade which is pasted On 25x38mm thick particle board baton frame, which is properly screwed to end post and Bottom electrical race way. Upper block is fixed above the table top and is made up of particle battens fixed with 9 mm thick pin board and cloth of desired shade, Optionally White Board or Glazing can Be provided instead of pin board. Raceway- one bottom raceway is provided as standard for drawing wires along the width of panel. The raceway is covered with aluminium extruded plates Of 100 mm height from both sides and snap fitted with aluminium extruded raceway clip. The modular switch & socket plates can be mounted & punched onto the raceway panels with easy cable connectivity & accessibility in case of any repairs etc. | Section Details | | | | |
| | | End Post | — | 60x23 | mm | |
| | | Top Rail | — | 57.4x13 | mm | |
| | | Intermediate section- | 57.4 | x22 | mm | |
| | | Race way Cover | — | 100x13 | mm | |
| | | JOINERIES & | CONNECTIONS | | | |
| | | All angled connections between panels are done with the help of 2-way, 3-way, and 4-way Joinery System made of plastic. | | | | |
| | | All connections between 2 different entities of panels are masked with Plastic caps on the top plane. All 3 way & 4 way caps would be squarish in shape, while all 2 way caps would be semi curved on the exposed face. The vertical aluminium sections used for linear panel connectivity are covered with rectangular double collared caps & the ending posts are covered with single collared caps. Inter-connectivity of the panels & connector profiles would be done with a special clip-on arrangement with jointer strip at the top. All inter worktop joinery junctions to be supported with duly powder coated cantilevers with hook on system. ALL PROFILES Top rails, end posts, connectors & raceway panels are made out of aluminium duly powder coated to give smooth finish. All horizontal Top rail & vertical end post profiles would be elegantly curved in a convex fashion with a lengthwise running groove in the middle. Table tops to be made up of 25mm thick Pre Laminated particle board and edge banded using 2mm | | | | |
| | | PVC lipping; | | | | |



| | | | |
|--|--|--|--|
| | | <p>The tops are supported on partition with the help of cantilevers .All work tops fixed at the standard anthropometric working height of 750mm from the ground level & finished with well filleted edges, thus making those users friendly. A circular hole is provided on every w/top to facilitate the easy connection of CPU & Monitor wires & is covered with a modular wire manager made in ABS. Drawer unit to be made up of 18mm thick pre-laminated particle board for outer Frame .Internal 3 drawers (pencil, utility & filing) to be made up of 18mm thick prelaminated particle board with 9mm pre-laminated bottom. Drawer will run on bottom mounted channels. All 3 drawers are locked with center lock of HETTICH/ EBCO OR EQUIVALENT. The mobile drawer pedestals would all be provided with lockable castors on front 2corners thus making the usability easy & fluent.</p> | |
| | | <p>The board used should meet Indian standard IS 12823 grade II should meet long time load bending, screw-withdrawal strength, modulus of rupture and modulus of elasticity bending tested as per IS 2380.</p> | |

verall Size:-1500WX600DX750H1+1200H2 mm,/F of Panel based Modular Workstations of 60mm thickness with extruded aluminium Section of End Post, Top Rail and Intermediate section and Raceway cover . The aluminium frame work is supported on lower and upper partition block. Bottom Block is made up of 6/9mm pre laminated particle board of desired shade which is pasted On 25x38mm thick particle board baton frame, which is properly screwed to end post and Bottom electrical race way. Upper block is fixed above the table top and is made up of particle battens fixed with 9 mm thick pin board and cloth of desired shade, Optionally White Board or Glazing can Be provided instead of pin board. Raceway- one bottom raceway is provided as standard for drawing wires along the width of panel. The raceway is covered with aluminium extruded plates Of 100 mm height from both sides and snap fitted with aluminium extruded raceway clip. The modular switch & socket plates can be mounted & punched onto the raceway panels with easy cable connectivity & accessibility in case of any repairs etc.

| Section | Details |
|----------------------|---------------|
| End Post | – 60x23 mm |
| Top Rail | – 57.4x13 mm |
| Intermediate section | – 57.4 x22 mm |
| Race way Cover | – 100x13 mm |

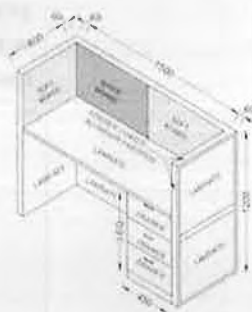
JOINERIES & CONNECTIONS



All angled connections between panels are done with the help of 2-way, 3-way, and 4-way Joinery System made of plastic.

All connections between 2 different entities of panels are masked with Plastic caps on the top plane. All 3 way & 4 way caps would be squarish in shape, while all 2 way caps would be semi curved on the exposed face. The vertical aluminium sections used for linear panel connectivity are covered with rectangular double collared caps & the ending posts are covered with single collared caps. Inter-connectivity of the panels & connector profiles would be done with a special clip on arrangement with jointer strip at the top. All inter worktop joinery junctions to be supported with duly powder coated cantilevers with hook on system. ALL PROFILES Top rails, end posts, connectors & raceway panels are made out of aluminium duly powder coated to give smooth finish. All horizontal Top rail & vertical end post profiles would be elegantly curved in a convex fashion with a lengthwise running groove in the middle. Table tops to be made up of 25mm thick Pre Laminated particle board and edge banded using 2mm PVC lipping;

The tops are supported on partition with the help of

WORKSTATION- 4 (01 seater)



| | | | |
|---|--|---|--|
| | | <p>cantilevers .All work tops fixed at the standard anthropometric working height of 750mm from the ground level & finished with well filleted edges, thus making those users friendly. A circular hole is provided on every w/top to facilitate the easy connection of CPU & Monitor wires & is covered with a modular wire manager made in ABS. Drawer unit to be made up of 18mm thick pre-laminated particle board for outer Frame .Internal 3 drawers (pencil, utility & filing) to be made up of 18mm thick pre-laminated particle board with 9mm pre-laminated bottom. Drawer will run on bottom mounted channels. All 3 drawers are locked with center lock of HETTICH/ EBCO OR EQUIVALENT. The mobile drawer pedestals would all be provided with lockable castors on front 2corners thus making the usability easy & fluent.</p> <p>The board used should meet Indian standard IS 12823 grade II should meet long time load bending, screw-withdrawal strength, modulus of rupture and modulus of elasticity bending tested as per IS 2380.</p> | |
|  | |  | |

8.

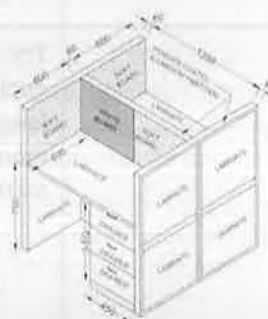
**WORKSTATION-
5
(02 seater)
(BACK TO
BACK)**

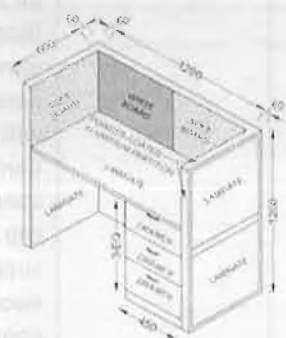

Overall Size: -1200WX1200(600+600)
DX750H1+1200H2 mm, /F of Panel based Modular Workstations of 60mm thickness with extruded aluminium Section of End Post, Top Rail and Intermediate section and Raceway cover. The aluminium frame work is supported on lower and upper partition block. Bottom Block is made up of 6/9mm pre laminated particle board of desired shade which is pasted On 25x38mm thick particle board baton frame, which is properly screwed to end post and Bottom electrical race way. Upper block is fixed above the table top and is made up of particle battens fixed with 9 mm thick pin board and cloth of desired shade, Optionally White Board or Glazing can Be provided instead of pin board. Raceway- one bottom raceway is provided as standard for drawing wires along the width of panel. The raceway is covered with aluminium extruded plates Of 100 mm height from both sides and snap fitted with aluminium extruded raceway clip. The modular switch & socket plates can be mounted & punched onto the raceway panels with easy cable connectivity & accessibility in case of any repairs etc.

| Section | Details |
|-------------------------|-------------|
| End Post | 60x23 mm |
| Top Rail | 57.4x13 mm |
| Intermediate section | 57.4 x22 mm |
| Race way Cover | 100x13 mm |
| JOINERIES & CONNECTIONS | |

All angled connections between panels are done with the help of 2-way, 3-way, and 4-way Joinery System made of plastic.

All connections between 2 different entities of panels are masked with Plastic caps on the top plane. All 3 way & 4 way caps would be squarish in shape, while all 2 way caps would be semi curved on the exposed face. The vertical aluminium sections used for linear panel connectivity are covered with rectangular double collared caps & the ending posts are covered with single collared caps. Inter-connectivity of the panels & connector profiles would be done with a special clip on arrangement with jointer strip at the top. All inter worktop joinery junctions to be supported with duly powder coated cantilevers with hook on system. ALL PROFILES Top rails, end posts, connectors & raceway panels are made out of aluminium duly powder coated to give smooth finish. All horizontal Top rail & vertical end post profiles would be elegantly curved in a convex fashion with a lengthwise running groove in the middle. Table tops to be made up of 25mm thick Pre Laminated particle board and edge banded using 2mm PVC lipping;



| | | | |
|----|--|---|---|
| | | <p>The tops are supported on partition with the help of cantilevers .All work tops fixed at the standard anthropometric working height of 750mm from the ground level & finished with well filleted edges, thus making those users friendly. A circular hole is provided on every w/top to facilitate the easy connection of CPU & Monitor wires & is covered with a modular wire manager made in ABS. Drawer unit to be made up of 18mm thick pre-laminated particle board for outer Frame .Internal 3 drawers (pencil, utility & filing) to be made up of 18mm thick prelaminated particle board with 9mm pre-laminated bottom. Drawer will run on bottom mounted channels. All 3 drawers are locked with center lock of HETTICH/ EBCO OR EQUIVALENT. The mobile drawer pedestals would all be provided with lockable castors on front 2corners thus making the usability easy & fluent.</p> <p>The board used should meet International Standard of quality, Indian standard IS 12823 grade II should meet long time load bending, screw-withdrawal strength, modulus of rupture and modulus of elasticity bending tested as per IS 2380.</p> | |
| 9. | WORKSTATION-6 (01 seater) | <p>Overall Size: -1200WX600DX750H1+1200H2 mm,/F of Panel based Modular Workstations of 60mm thickness with extruded aluminium Section of End Post, Top Rail and Intermediate section and Raceway cover . The aluminium frame work is supported on lower and upper partition block. Bottom Block is made up of 6/9mm pre laminated particle board of desired shade which is pasted On 25x38mm thick particle board baton frame, which is properly screwed to end post and Bottom electrical race way. Upper block is fixed above the table top and is made up of particle battens fixed with 9 mm thick pin board and cloth of desired shade, Optionally White Board or Glazing can Be provided instead of pin board. Raceway- one bottom raceway is provided as standard for drawing wires along the width of panel. The raceway is covered with aluminium extruded plates Of 100 mm height from both sides and snap fitted with aluminium extruded raceway clip. The modular switch & socket plates can be mounted & punched onto the raceway panels with easy cable connectivity & accessibility in case of any repairs etc.</p> <p>Section Details</p> |   |

| | | | | |
|--------------|---------------|-------|---------|--------|
| End | Post | — | 60x23 | mm |
| Top | Rail | — | 57.4x13 | mm |
| Intermediate | section- | 57.4 | x22 | mm |
| Race | way | Cover | — | 100x13 |
| JOINERIES | & CONNECTIONS | | | |

All angled connections between panels are done with the help of 2-way, 3-way, and 4-way Joinery System made of plastic.

All connections between 2 different entities of panels are masked with Plastic caps on the top plane. All 3 way & 4 way caps would be squarish in shape, while all 2 way caps would be semi curved on the exposed face. The vertical aluminium sections used for linear panel connectivity are covered with rectangular double collared caps & the ending posts are covered with single collared caps. Inter-connectivity of the panels & connector profiles would be done with a special clip on arrangement with jointer strip at the top. All inter worktop joinery junctions to be supported with duly powder coated cantilevers with hook on system. ALL PROFILES Top rails, end posts, connectors & raceway panels are made out of aluminium duly powder coated to give smooth finish. All horizontal Top rail & vertical end post profiles would be elegantly curved in a convex fashion with a lengthwise running groove in the middle. Table tops to be made up of 25mm thick Pre Laminated particle board and edge banded using 2mm PVC lipping; The tops are supported on partition with the help of cantilevers. All work tops fixed at the standard anthropometric working height of 750mm from the ground level & finished with well filleted edges, thus making those users friendly. A circular hole is provided on every w/top to facilitate the easy connection of CPU & Monitor wires & is covered with a modular wire manager made in ABS. Drawer unit to be made up of 18mm thick pre-laminated particle board for outer Frame. Internal 3 drawers (pencil, utility & filing) to be made up of 18mm thick pre-laminated particle board with 9mm pre-laminated bottom. Drawer will run on bottom mounted channels. All 3 drawers are locked with center lock of HETTICH/ EBCO OR EQUIVALENT. The mobile drawer pedestals would all be provided with lockable castors on front 2 corners thus making the usability easy & fluent.

The board used should meet International Standard of quality, Indian standard IS 12823 grade II should meet long time load bending, screw-withdrawal strength, modulus of rupture and modulus of elasticity bending tested as per IS 2380.

The tops are supported on partition with the help of cantilevers .All work tops fixed at the standard anthropometric working height of 750mm from the ground level & finished with well filleted edges, thus making those users friendly. A circular hole is provided on every w/top to facilitate the easy connection of CPU & Monitor wires & is covered with a modular wire manager made in ABS. Drawer unit to be made up of 18mm thick pre-laminated particle board for outer Frame .Internal 3 drawers (pencil, utility & filing) to be made up of 18mm thick pre-laminated particle board with 9mm pre-laminated bottom. Drawer will run on bottom mounted channels. All 3 drawers are locked with center lock of HETTICH/ EBCO OR EQUIVALENT. The mobile drawer pedestals would all be provided with lockable castors on front 2corners thus making the usability easy & fluent.

The board used should meet International Standard of quality, Indian standard IS 12823 grade II should meet long time load bending, screw-withdrawal strength, modulus of rupture and modulus of elasticity bending tested as per IS 2380.

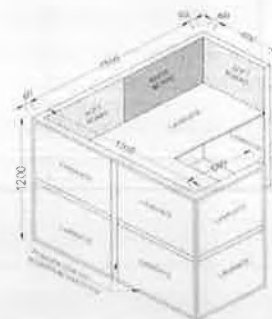
11.


**WORKSTATION-
8
(L-type)**

Overall Size:- 1500W1X1500W2X600DX750H1+1200H2 mm,/F of Panel based Modular Workstations of 60mm thickness with extruded aluminium Section of End Post, Top Rail and Intermediate section and Raceway cover . The aluminium frame work is supported on lower and upper partition block. Bottom Block is made up of 6/9mm pre laminated particle board of desired shade which is pasted On 25x38mm thick particle board baton frame, which is properly screwed to end post and Bottom electrical race way. Upper block is fixed above the table top and is made up of particle battens fixed with 9 mm thick pin board and cloth of desired shade, Optionally White Board or Glazing can Be provided instead of pin board. Raceway- one bottom raceway is provided as standard for drawing wires along the width of panel. The raceway is covered with aluminium extruded plates Of 100 mm height from both sides and snap fitted with aluminium extruded raceway clip. The modular switch & socket plates can be mounted & punched onto the raceway panels with easy cable connectivity & accessibility in case of any repairs etc.

| Section | Post | — | 60x23 | mm |
|--------------|----------|------|---------|----|
| End | Post | — | 60x23 | mm |
| Top | Rail | — | 57.4x13 | mm |
| Intermediate | section- | 57.4 | x22 | mm |
| Race way | Cover | — | 100x13 | mm |

JOINERIES & CONNECTIONS
All angled connections between panels are done with the help of 2-way, 3-way, and 4-way Joinery System made of plastic. All connections between 2 different entities of panels are masked with Plastic caps on the top plane. All 3 way & 4 way caps would be squarish in shape, while all 2 way caps would be semi curved on the exposed face. The vertical aluminium sections used for linear panel connectivity are covered with rectangular double collared caps & the ending posts are covered with single collared caps. Inter-connectivity of the panels & connector profiles would be done with a special clip on arrangement with jointer strip at the top. All inter worktop joinery junctions to be supported with duly powder coated cantilevers with hook on system. ALL PROFILES Top rails, end posts, connectors & raceway panels are made out of aluminium duly powder coated to give smooth finish. All horizontal Top rail & vertical end post profiles would be elegantly curved in a convex fashion with a lengthwise running groove in the middle. Table tops to be made up of 25mm thick Pre Laminated particle board and edge banded using 2mm PVC lipping;



| | | | |
|-----|-----------------------------|---|---|
| | | <p>The tops are supported on partition with the help of cantilevers .All work tops fixed at the standard anthropometric working height of 750mm from the ground level & finished with well filleted edges, thus making those users friendly. A circular hole is provided on every w/top to facilitate the easy connection of CPU & Monitor wires & is covered with a modular wire manager made in ABS. Drawer unit to be made up of 18mm thick pre-laminated particle board for outer Frame .Internal 3 drawers (pencil, utility & filing) to be made up of 18mm thick prelaminated particle board with 9mm pre-laminated bottom. Drawer will run on bottom mounted channels. All 3 drawers are locked with center lock of HETTICH/ EBCO OR EQUIVALENT. The mobile drawer pedestals would all be provided with lockable castors on front 2corners thus making the usability easy & fluent.</p> <p>The board used should meet International Standard of quality, Indian standard IS 12823 grade II should meet long time load bending, screw-withdrawal strength, modulus of rupture and modulus of elasticity bending tested as per IS 2380.</p> | |
| 12. | Leatherette High Back Chair | <p>1. Overall Dimensions</p> <ul style="list-style-type: none"> Dimensions: 650W ± 10 x 650D ± 10 x 1280H ± 10 mm. <p>2. Seat and Back</p> <ul style="list-style-type: none"> Material: <ul style="list-style-type: none"> Seat and back constructed from 18 mm thick L-shaped hot-pressed plywood, ensuring durability and ergonomic support. high-quality PU foam and leatherette tapestry 0.8mm thick and 535 GSM, for comfort and a premium finish. Foam Details: <ul style="list-style-type: none"> Seat Foam: PU foam with a density of 32 kg/m³ for long-lasting resilience. Back Foam: PU foam with a density of 32 kg/m³ to maintain consistent support. Dimensions: <ul style="list-style-type: none"> Seat Size: 520W ± 10 x 420D ± 10 x 100Thick ± 5 mm. Back Size: 520W ± 10 x 760H ± 10 x 100Thick ± 5 mm. |  |

- **Beading:** Features high-quality beading on the back for enhanced durability and aesthetics.

3. Mechanism

- **Knee Tilt Mechanism with any position locking:**
 - Ensures synchronized seat and back movement for ergonomic seating.
 - Features **single/upright position locking** for stability during work.
 - 360 degree revolving mechanism
 - Includes a **tilt tension adjustment knob** to adapt resistance to the user's body weight, providing personalized comfort.

4. Gas Lift

- **Material and Quality:**
 - Equipped with an **85 mm Class-IV grade gas lift** for smooth and precise height adjustment.
 - Includes a **plastic gas lift cover** for protection and aesthetic appeal.
 - The gas-lift mechanism should be tested as per ANSI/BIFMA X5.1-2011 standards.

5. Armrest


- **Material:**
 - **Height adjustable arms**
 - Cushioned armrests upholstered with **leatherette** over foam for superior comfort.
 - Mounted on a **chrome-plated metal frame** for durability and structural strength.
 - Firmly connected to the seat and back to provide ergonomic support and stability.


6. Chair Base and Wheels


- **Base:**
 - Constructed from **metal with chrome plating**, offering a polished appearance and long-lasting performance.
 - Features a **5-prong design** with a pitch circle diameter of **650 ±5 mm** for optimal stability.
- **Castors:**
 - Equipped with **50 mm diameter black nylon twin-wheel pin castors** for smooth mobility on various surfaces.

7. Design and Finish


- All edges and corners are smoothened to eliminate sharp edges for user safety.


| | | | |
|-----|-------------------------------|---|--|
| | | <ul style="list-style-type: none"> Designed for extended daily use, ensuring robustness in professional and office environments. 8. Compliance and Standards <ul style="list-style-type: none"> All materials and components adhere to industrial quality and safety standards for durability and reliability. | |
| 13. | Leatherette Medium Back Chair | 1. Overall Dimensions <ul style="list-style-type: none"> Dimensions: 650W ± 10 x 730D ± 10 x 1060H ± 10 mm. 2. Seat and Back <ul style="list-style-type: none"> Material: <ul style="list-style-type: none"> Seat and back are made from 18 mm thick L-shaped hot-pressed plywood, ensuring durability and comfort. high-quality leatherette tapestry 0.8mm thick and 535 GSM, over PU foam for a premium look and feel. Foam Details: <ul style="list-style-type: none"> Seat Foam: PU foam with a density of 32 kg/m³. Back Foam: PU foam with a density of 32 kg/m³. Dimensions: <ul style="list-style-type: none"> Seat Size: 500W ± 10 x 410D ± 10 x 100Thick ± 5 mm. Back Size: 520W ± 10 x 620H ± 10 x 100Thick ± 5 mm. Beading: High-quality beading on the back for enhanced durability and aesthetics. 3. Mechanism <ul style="list-style-type: none"> Torsion Bar and synchro tilt with Single Point Control Mechanism: <ul style="list-style-type: none"> Provides maximum adjustability and comfort. Allows synchronized seat and back movement in the same direction. Equipped with a single/upright position locking feature for stability. 360 degree revolving mechanism Includes a tilt tension knob to adjust resistance according to the user's body weight. 4. Gas Lift <ul style="list-style-type: none"> Material and Quality: <ul style="list-style-type: none"> Fitted with an 85 mm Class-IV grade gas lift for smooth height adjustment. Includes a plastic gas lift cover for added protection and aesthetics. The gas-lift mechanism should be tested as per ANSI/BIFMA X5.1-2011 standards. 5. Armrest |  |


| | | | |
|-----|---------------------------|---|---|
| | | <ul style="list-style-type: none"> • Material: <ul style="list-style-type: none"> ○ Height adjustable arms ○ Cushioned armrests upholstered in leatherette over foam for enhanced comfort. ○ Fixed on a chrome-plated metal frame for strength and durability. ○ Securely attached to both the seat and back, ensuring stability and ergonomic support. <p>6. Chair Base and Wheels</p> <ul style="list-style-type: none"> • Base: <ul style="list-style-type: none"> ○ Constructed from metal with chrome plating, providing durability and a polished finish. ○ Features a 5-prong design with a pitch circle diameter of 650 ±5 mm for maximum stability. • Castors: <ul style="list-style-type: none"> ○ Equipped with 50 mm diameter black nylon twin-wheel pin castors for smooth mobility and scratch-free movement. <p>7. Design and Finish</p> <ul style="list-style-type: none"> • Edges and corners are smoothened to eliminate sharp edges for user safety. • Designed for long-term use, ensuring robust performance in commercial environments. <p>8. Compliance and Standards</p> <ul style="list-style-type: none"> • All materials and components meet industrial quality and safety standards for durability and reliability. | |
| 14. | Leatherette Visitor Chair | <p>1. Overall Dimensions</p> <ul style="list-style-type: none"> • Dimensions: 595W x 720D ±10 x 990H ±10 mm. <p>2. Seat and Back</p> <ul style="list-style-type: none"> • Material: <ul style="list-style-type: none"> ○ Seat and back are made from 15 mm thick L-shaped hot-pressed plywood, ensuring strength and durability. ○ Plywood is pasted with PU foam and upholstered with high-quality leatherette tapestry 0.8mm thick and 535 GSM, for an elegant and comfortable finish. • Foam Details: <ul style="list-style-type: none"> ○ Seat Foam: PU foam with a density of 32 kg/m³. ○ Back Foam: PU foam with a density of 32 kg/m³. • Seat Size: 500W ±10 x 420D ±10 x 100Thick ±5 mm. |  |

| | | | |
|-----|----------------------|--|---|
| | | <ul style="list-style-type: none"> • Back Size: 520W ± 10 x 630H ± 10 x 100Thick ± 5 mm. <p>3. Armrest</p> <ul style="list-style-type: none"> • Material: <ul style="list-style-type: none"> ○ Armrests are cushioned with foam and upholstered with leatherette for added comfort. ○ Fixed on a chrome-plated metal frame, ensuring durability and aesthetic appeal. ○ The armrest frame is securely connected to the chair's backrest for additional stability. <p>4. Chair Frame</p> <ul style="list-style-type: none"> • Type: Four-legged fixed frame. • Material: <ul style="list-style-type: none"> ○ Frame made of 25.4 mm round stainless steel (SS 202) pipe with a thickness of 16 gauge. ○ Chrome-plated finish for corrosion resistance and premium appearance. • Legs: <ul style="list-style-type: none"> ○ Equipped with durable plastic bushes at the bottom to prevent scratches on the floor and enhance stability. <p>5. Design and Finish</p> <ul style="list-style-type: none"> • All edges and corners are smoothened to eliminate sharp edges, ensuring user safety. • The entire structure is robustly designed to withstand daily wear and tear. <p>6. Compliance</p> <ul style="list-style-type: none"> • All materials and components meet industrial quality and safety standards for durability and performance. | |
| 15. | Mesh High Back Chair | <p>1. Dimensions</p> <ul style="list-style-type: none"> • Overall Dimensions: 670W ± 10 mm x 670D ± 10 mm x 1290H ± 10 mm • Seat Size: 470W ± 10 mm x 450D ± 10 mm x 70T ± 5 mm • Backrest Size: 510W ± 10 mm x 800H ± 10 mm <p>2. Material and Upholstery</p> <ul style="list-style-type: none"> • Seat: <ul style="list-style-type: none"> ○ Made of 18 mm thick hot-pressed plywood. ○ Padded with PU-moulded foam (Density: 45 kg/m³) for enhanced comfort and durability. ○ Upholstered with premium fabric to ensure a professional appearance. • Backrest: <ul style="list-style-type: none"> ○ Constructed from injection-moulded PP material structure in a Black & Silver color combination. |  |

| | | | |
|--|--|--|--|
| | | <ul style="list-style-type: none"> ○ Upholstered with breathable mesh fabric to ensure ventilation and ergonomic comfort. ○ Features adjustable lumbar support, upholstered with mesh fabric for additional back support. • Headrest: <ul style="list-style-type: none"> ○ Adjustable PP headrest with cushioning, upholstered in matching mesh fabric, providing neck support for extended seating periods. <p>3. Mechanism</p> <ul style="list-style-type: none"> • Type: Knee Tilt Mechanism with any position locking. <ul style="list-style-type: none"> ○ Allows synchronized movement of the seat and backrest for ergonomic alignment. ○ Includes an upright locking position for stability. ○ Equipped with a tilt tension adjustment knob to regulate tension based on the user's body weight. <p>4. Gas Lift</p> <ul style="list-style-type: none"> • Class IV gas lift with 85 mm height adjustment for long-lasting performance. • Comes with a durable plastic gas lift cover for aesthetic protection. • The gas-lift mechanism should be tested as per ANSI/BIFMA X5.1-2011 standards. <p>5. Armrest</p> <ul style="list-style-type: none"> • Height adjustable PU armrests designed for ergonomic forearm and elbow support. <p>6. Chair Base and Castors</p> <ul style="list-style-type: none"> • Base: Metal chrome-plated base with 5 prongs, offering a pitch circle diameter of 600 \pm5 mm for stability. • Castors: 50 mm diameter twin-wheel nylon casters for smooth and easy mobility. <p>7. Ergonomic Features</p> <ul style="list-style-type: none"> • Adjustable lumbar support and cushioned headrest ensure proper spinal alignment during extended use. • Torsion mechanism provides seamless adjustability for varied seating preferences. <p>8. Weight Capacity</p> <ul style="list-style-type: none"> • Supports users up to 110 kg. <p>9. Finish</p> <ul style="list-style-type: none"> • Fabric Color: To be finalized after tender approval. • All metal parts feature a corrosion-resistant finish, ensuring long-term durability. | |
|--|--|--|--|

| | | | |
|-----|------------------------|---|--|
| 16. | Mesh Medium Back Chair | <p>1. Dimensions</p> <ul style="list-style-type: none"> Overall Dimensions: 670W ±10 mm x 670D ±10 mm x 1060H ±10 mm Seat Size: 470W ±10 mm x 450D ±10 mm x 70T ±5 mm Backrest Size: 500W ±10 mm x 570H ±10 mm <p>2. Material and Upholstery</p> <ul style="list-style-type: none"> Seat: <ul style="list-style-type: none"> Made of 18 mm thick hot-pressed plywood. Padded with PU-moulded foam (Density: 45 kg/m³) for durability and comfort. Upholstered with premium fabric for a professional finish. Backrest: <ul style="list-style-type: none"> Constructed using injection-moulded PP material structure in a Black & Silver colour combination. Upholstered with breathable mesh fabric for ventilation. Features adjustable lumbar support covered with mesh fabric for additional back support. <p>3. Mechanism</p> <ul style="list-style-type: none"> Type: Torsion bar and synchro tilt with Single Point Control Mechanism. <ul style="list-style-type: none"> Allows seat and backrest to move in the same direction. Includes an upright locking position. Tilt tension adjustment knob to customize based on the user's body weight. <p>4. Gas Lift</p> <ul style="list-style-type: none"> Class IV gas lift with 85 mm height adjustment. Equipped with a durable plastic gas lift cover. The gas-lift mechanism should be tested as per ANSI/BIFMA X5.1-2011 standards. <p>5. Armrest</p> <ul style="list-style-type: none"> Height adjustable PU armrests designed for ergonomic forearm support. <p>7. Ergonomic Features</p> <ul style="list-style-type: none"> Adjustable lumbar support, ensure proper posture during prolonged use. Torsion mechanism provides seamless comfort and adjustability for varied seating preferences. <p>8. Weight Capacity:</p> <ul style="list-style-type: none"> Suitable for users up to 110 kg. <p>9. Finish:</p> <ul style="list-style-type: none"> Fabric Colour: To be approved after the tender is finalised |  |
|-----|------------------------|---|--|

| | | | |
|-----|------------------------------|--|---|
| | | <ul style="list-style-type: none"> Smooth edges and anti-corrosion coating on all metal parts. | |
| 17. | Office storage MS Almirah | <ul style="list-style-type: none"> 1. Dimensions and Size <ul style="list-style-type: none"> Overall Dimensions: 915W X 485D X 1980H (in mm). 2. Material Details <ul style="list-style-type: none"> Panels (Top, Bottom, Sides, and Shelves): <ul style="list-style-type: none"> Made of 0.8 mm thick CRCA (Cold Rolled Close Annealed) steel sheets with powder coating for durability and rust resistance. Shelves equally divided to maximize storage and load capacity per each shelf shall be 40kg maximum. The shelves shall have folded constructions which have intrinsic rigidity and high load carrying capacity. Number of shelves to be divided sufficiently as per mentioned height in item description to accommodate office files. Legs: <ul style="list-style-type: none"> Manufactured from 0.8 mm thick CRCA sheet, powder-coated for corrosion protection and strength. And proper rubbers added at the bottom for sturdiness. Shutters/Doors: <ul style="list-style-type: none"> Fabricated using 1 mm thick CRCA sheet, powder-coated for robust and long-lasting performance. 3. Surface Treatment and Coating <ul style="list-style-type: none"> CRCA sheets treated with a 7-tank phosphating process, ensuring the removal of oil, grease, and dirt, providing a base coating of iron phosphating (0.4–0.8 gm/m²). Finished with 50-micron powder coating applied through automatic spray coating technology. Dried in a thermal furnace at the appropriate temperature to ensure consistent finish and longevity. 4. Hardware and Assembly <ul style="list-style-type: none"> Handles: <ul style="list-style-type: none"> Die-cast chrome-plated handles, fitted with washers and double nuts. Handles include PVC caps for added strength and aesthetics. Fittings and Screws: <ul style="list-style-type: none"> Assembled using high-quality nuts and bolts to ensure easy maintenance and repairability. |  |

| | | | |
|-----|--|--|---|
| | | <ul style="list-style-type: none"> ○ All metal joints are securely welded using CO2 welding for structural integrity and safety. • Stiffeners shall be provided in shelf & door. The steel hinged door shall be provided with locking mechanism which is assembled with bolt arrangement. <p>5. Design and Safety</p> <ul style="list-style-type: none"> • All edges are smoothened, with no sharp edges for user safety. <p>Strong structural build to handle daily wear and tear.</p> <p>6. Compliance</p> <ul style="list-style-type: none"> • Door shall be made of 0.8mm thick and all other components shall be made of 0.8mm thick high yield strength CRCA sheet of grade 'D' confirming to IS: 513. | |
| 18. | Office storage Glass Door MS Almirah | <p>1. Overall Dimensions and Size</p> <ul style="list-style-type: none"> • Overall Size: 915W x 485D x 1980H (in mm). <p>2. Material Details</p> <ul style="list-style-type: none"> • Shell (Top, Bottom, Sides, and Back): <ul style="list-style-type: none"> ○ Fabricated from 0.8 mm thick CRCA (Cold Rolled Close Annealed) steel sheets for durability and stability. ○ Coated with a high-quality powder coating for rust resistance and enhanced lifespan. • Shelves: <ul style="list-style-type: none"> ○ Manufactured using 0.8 mm thick CRCA sheets, powder-coated for durability and uniform load capacity per each shelf shall be 40kg maximum. ○ Designed to ensure equal weight capacity for maximum efficiency. ○ The shelves shall have folded constructions which have intrinsic rigidity and high load carrying capacity. ○ Number of shelves to be divided sufficiently as per mentioned height in item description to accommodate office files. • Legs: <ul style="list-style-type: none"> ○ Constructed from 0.8 mm thick CRCA sheet, powder-coated for strength and corrosion protection. ○ Leg Size: 125 x 90 x 452 mm. ○ Legs equipped with durable rubber pads for improved sturdiness and floor protection. • Shutters/Doors: |  |

- Made of **1 mm thick CRCA steel sheet**, ensuring structural robustness.
- Coated with powder for long-lasting corrosion resistance.

- **Front Glass Panel:**

- **Transparent Glass Size:** 750H x 240W x 3.5T mm.
- Tempered glass installed for added safety and visibility.

3. Surface Treatment and Coating

- All CRCA components are pre-treated using a **7-tank zinc phosphating process** to ensure:
 - Removal of oil, grease, and impurities.
 - Uniform base coating of zinc phosphating for better adhesion and rust protection.
- Powder coating with **epoxy polyester powder** of approved shade, achieving a minimum thickness of **50 microns**.
- Components dried in a thermal furnace at an appropriate temperature for a consistent and long-lasting finish.


4. Hardware and Assembly

- **Handles:**
 - Manufactured from **mild steel (MS)** and **chrome-plated** for aesthetics and strength.
 - Designed with PVC caps for ergonomic handling and added durability.
- **Fittings and Screws:**
 - High-quality nuts and bolts used for secure assembly, ensuring easy maintenance and repairability.
 - All joints and components welded with **CO2 MIG welding** to minimize rusting in welded areas.
- **Welding:**
 - Precise welding to ensure structural integrity.
 - Free from defects like sharp edges or burrs for safety and quality assurance.

5. Design and Safety

- **Edge Finishing:** All edges smoothened, eliminating sharp edges or burrs for user safety.
- **Structural Integrity:** Designed to handle daily wear and tear without compromising durability.

6. Compliance

| | | | |
|-----|-----------------------------|---|---|
| | | <ul style="list-style-type: none"> Door shall be made of 0.8mm thick and all other components shall be made of 0.8mm thick high yield strength CRCA sheet of grade 'D' confirming to IS: 513. Stiffeners shall be provided in shelf & door. The steel hinged door shall be provided with locking mechanism which is assembled with bolt arrangement. | |
| 19. | Overhead Glass Door Cabinet | <p>1. Dimensions and Size</p> <ul style="list-style-type: none"> Overall Dimensions: 600W x 300D x 600H (in mm). <p>2. Material Details</p> <ul style="list-style-type: none"> Body: <ul style="list-style-type: none"> Fabricated using 0.8 mm thick CRCA (Cold Rolled Close Annealed) steel sheets of grade 'D' confirming to IS: 513, powder-coated for durability and corrosion resistance. Shutters: <ul style="list-style-type: none"> Constructed with 1 mm thick CRCA steel sheets, powder-coated for strength and long-lasting performance. Fitted with 3–4 mm thick transparent glass panels for visibility of stored items. Includes two openable shutters for easy access. Shelf: <ul style="list-style-type: none"> One internal shelf made of 0.8 mm thick CRCA sheet, powder-coated to match the body. Load capacity per each shelf shall be 40kg maximum. The shelves shall have folded constructions which have intrinsic rigidity and high load carrying capacity. <p>3. Hardware and Assembly</p> <ul style="list-style-type: none"> Handles: <ul style="list-style-type: none"> Stainless steel handles for durability and ease of use. Wall Mounting: <ul style="list-style-type: none"> Designed to be securely mounted on walls using high-quality hole fasteners for stability and safety. <p>4. Surface Treatment and Coating</p> <ul style="list-style-type: none"> All CRCA sheets undergo a 7-tank zinc phosphating process to ensure complete removal of oil, grease, and contaminants. Powder-coated with epoxy polyester in an approved shade for a smooth and durable finish. |  |

| | | | |
|--|--|--|--|
| | | <ul style="list-style-type: none"> • Coating thickness: Minimum 50 microns, ensuring high resistance to rust and environmental wear. • Coated components are cured in a thermal furnace to provide consistent and long-lasting finishes. <p>5. Design and Safety</p> <ul style="list-style-type: none"> • All edges are smoothened, eliminating sharp edges or burrs to ensure user safety. • Robust structural design capable of handling daily usage and wear. <p>6. Features and Finish</p> <ul style="list-style-type: none"> • Powder-coated finish enhances durability and provides resistance against rust and corrosion. • Transparent glass shutters allow for easy visibility of contents while maintaining a sleek appearance. • Compact size and wall-mounted design maximize space utilization in work environments. | |
|--|--|--|--|

SECTION S: LIST OF APPROVED MAKES –

| LIST OF APPROVED MAKES | |
|--|--|
| ITEMS | MAKE |
| Steel / EWR pipe/ CRCA tube/ CRCA Sheet | TATA / JSW / SAIL / JSPL |
| Locks | Ebco / Hafele / Hettich / Godrej / Link |
| Screw | Nettle / G.K.W. / Hafele / Hettich |
| Castors | Egni / Ebco / Regal Castors |
| Resin Based Adhesive | Pidilte – Fevicol (SWR+)/Hankel or as approved. |
| Pre-laminated Particle Board Interior grade (IS 12823) / MDF | Century / Green Ply/ Action Tesa |
| Plain Particle Board / Post form laminates | Century / Green Ply/ Action Tesa |
| Laminate | Formica / Merino / Royal Touch / Century Ply / Green Ply |
| Upholstery / Furnishing Fabric | Response Fabric / Classic Fabric / Next Gen |
| Upholstery Leatherette | Response Fabric / Classic Fabric / Next Gen |
| Powder Coating / Wooden polish (Melamine / PU) | Jotun / Berger / Akzonobel / Kansai Nerolac |
| Float Glass | Modi Guard / Saint Gobain/ Indo Asahi |
| Hinges/ SS/ Chrome coated and any other hardware | Hafele / Hettich / Ebco / Zipco |
| PVC Lipping/ Edge banding Tape | Rehau / Dollken / Green Ply |
| Any other items not mentioned above | As per directions of Head of Institute Works Department (IWD) or his representative. |

SECTION T: DRAWINGS

